



Dominick DiRocco, Esq.
Vice President, Rates & Regulatory Affairs

One South Jersey Place
Atlantic City, NJ 08401
T: 609-561-9000 x4262
ddirocco@sjindustries.com

April 30, 2026

Electronic Filing

Sherri Lewis, Board Secretary
New Jersey Board of Public Utilities
44 South Clinton Avenue
Trenton, NJ 08625

Re: In the Matter of the Petition of South Jersey Gas Company for Approval of a Rate Adjustment Pursuant to the Infrastructure Investment Program (“IIP”) BPU Docket No. _____

Dear Secretary Lewis:

Enclosed please find a Petition and supporting documents of South Jersey Gas Company for Approval of a Rate Adjustment Pursuant to the Infrastructure Investment Program, which has been filed electronically today consistent with the New Jersey Board of Public Utilities’ (“Board” or “BPU”) e-Filing rules.

Schedules CLC-11 CONFIDENTIAL and CLC-12 CONFIDENTIAL to the Direct Testimony of Cindy L. Capozzoli each contain information that is non-public confidential financial information. Accordingly, this filing only contains the public version of Schedules CLC-11 CONFIDENTIAL and CLC-12 CONFIDENTIAL to Ms. Capozzoli’s testimony. On this same day, a filing is being made pursuant to the Open Public Records Act (N.J.S.A. 47:1 A-1 et seq. and N.J.A.C. 14:1-12.1 et seq.) that contains the full confidential version of the schedules.

In accordance with the Board’s March 19, 2020 and June 10, 2020 Orders issued in BPU Docket No. EO20030254, hard copies are not being submitted at this time, but can be provided at a later time, if needed.

If you have any questions, please feel free to contact me directly.

Respectfully submitted,

A handwritten signature in black ink that reads "Dominick DiRocco".

Dominick DiRocco

Enclosures
cc: Service List (electronically)

**IN THE MATTER OF THE PETITION OF SOUTH JERSEY GAS COMPANY FOR
APPROVAL OF A RATE ADJUSTMENT PURSUANT TO THE INFRASTRUCTURE
INVESTMENT PROGRAM (“IIP”)
BPU DOCKET NO. _____**

SERVICE LIST

NJ BOARD OF PUBLIC UTILITIES

Stacy Peterson
Board of Public Utilities
44 South Clinton Avenue
Trenton, NJ 08625
Stacy.peterson@bpu.nj.gov

Jacqueline Galka
Board of Public Utilities
44 South Clinton Avenue
Trenton, NJ 08625
jacqueline.galka@bpu.nj.gov

Juan Urena
Board of Public Utilities
44 South Clinton Avenue
Trenton, NJ 08625
Juan.urena@bpu.nj.gov

DIVISION OF RATE COUNSEL

Maura Caroselli, Esq.
Division of Rate Counsel
140 East Front Street, 4th Floor
P.O. Box 003
Trenton, NJ 08625
mcaroselli@rpa.nj.gov

Brian O. Lipman
Division of Rate Counsel
140 East Front Street, 4th Floor
P.O. Box 003
Trenton, NJ 08625
blipman@rpa.nj.gov

Mamie W. Purnell, Esq.
Division of Rate Counsel
140 East Front Street, 4th Floor
P.O. Box 003
Trenton, NJ 08625
mpurnell@rpa.nj.gov

Joy Carter, Paralegal
Division of Rate Counsel
140 East Front Street, 4th Floor
P.O. Box 003
Trenton, NJ 08625
jcarter@rpa.nj.gov

**DEPT. OF LAW & PUBLIC
SAFETY – DIVISION OF LAW**

Steven Chaplar, DAG
Dept. of Public Law & Public Safety
Division of Law
Public Utilities Section
R.J. Hughes Justice Complex
25 Market Street, 7th Floor West
P.O. Box 112
Trenton, NJ 08625
steven.chaplar@law.njoag.gov

Jordan K. Mitchell, DAG
Dept. of Public Law & Public Safety
Division of Law
Public Utilities Section
R.J. Hughes Justice Complex
25 Market Street, 7th Floor West
P.O. Box 112
Trenton, NJ 08625
jordan.mitchell@law.njoag.gov

Pamela Owen
Dept. of Public Law & Public Safety
Division of Law
Public Utilities Section
R.J. Hughes Justice Complex
25 Market Street, 7th Floor West
P.O. Box 112
Trenton, NJ 08625
pamela.owen@law.njoag.gov

**IN THE MATTER OF THE PETITION OF SOUTH JERSEY GAS COMPANY FOR
APPROVAL OF A RATE ADJUSTMENT PURSUANT TO THE INFRASTRUCTURE
INVESTMENT PROGRAM (“IIP”)
BPU DOCKET NO. _____**

SERVICE LIST

SOUTH JERSEY GAS COMPANY

Dominick DiRocco, Esq.
VP, Rates and Regulatory Affairs
SJI Utilities, Inc.
One South Jersey Place
Atlantic City, NJ 08401
ddirocco@sjindustries.com

Cindy Capozzoli
Sr. Director, Rates
SJI Utilities, Inc.
One South Jersey Place
Atlantic City, NJ 08401
ccapozzoli@sjindustries.com

Karen J. Crispin
South Jersey Gas
One South Jersey Place
Atlantic City, NJ 08401
kcrispin@sjindustries.com

James G. Fredericks
South Jersey Gas
One South Jersey Place
Atlantic City, NJ 08401
jfredericks@sjindustries.com

Sara Hyatt
South Jersey Gas
One South Jersey Place
Atlantic City, NJ 08401
shyatt@sjindustries.com

Carolyn A. Jacobs
SJI Utilities, Inc.
One South Jersey Place
Atlantic City, NJ 08401
cjacobs@sjindustries.com

Drew Kamdar
South Jersey Gas
One South Jersey Place
Atlantic City, NJ 08401
dkamdar@sjindustries.com

Sheree Kelly, Esq.
SJI Utilities, Inc.
520 Green Lane
Union, NJ 07083
skelly@sjindustries.com

Andrew McNally
SJI Utilities, Inc.
520 Green Lane
Union, NJ 07083
amcnally@sjindustries.com

Jennifer Weitz, Esq.
SJI Utilities, Inc.
520 Green Lane
Union, NJ 07083
jweitz@sjindustries.com

Brent Schomber
South Jersey Gas
One South Jersey Place
Atlantic City, NJ 08401
bschomber@sjindustries.com

Brian Ritz
South Jersey Gas
One South Jersey Place
Atlantic City, NJ 08401
britz@sjindustries.com

Kenneth T. Maloney, Esq.
1101 14th Street, NW
Suite 750
Washington, DC 20005
kmaloney@cullenllp.com

**STATE OF NEW JERSEY
BOARD OF PUBLIC UTILITIES**

-----: :
IN THE MATTER OF THE PETITION OF :
SOUTH JERSEY GAS COMPANY FOR : **BPU DOCKET NO. _____**
APPROVAL OF A RATE ADJUSTMENT :
PURSUANT TO THE INFRASTRUCTURE :
INVESTMENT PROGRAM (“IIP”) :
-----:

CASE SUMMARY, PETITION, TESTIMONY, AND SCHEDULES

April 30, 2026

**STATE OF NEW JERSEY
BOARD OF PUBLIC UTILITIES**

IN THE MATTER OF THE PETITION OF : BPU DOCKET NO. _____
SOUTH JERSEY GAS COMPANY FOR :
APPROVAL OF A RATE ADJUSTMENT : CASE SUMMARY
PURSUANT TO THE INFRASTRUCTURE :
INVESTMENT PROGRAM (“IIP”) :

South Jersey Gas Company ("South Jersey" or the "Company") files this Petition for approval of a rate setting pursuant to the Company's Infrastructure Investment Program ("IIP"), which was approved by the New Jersey Board of Public Utilities ("Board" or "BPU") on June 8, 2022 in BPU Docket No. GR20110726. With the IIP, South Jersey is authorized to invest up to \$200 million in the Company's gas distribution system over the five (5) year period commencing on July 1, 2022 and ending on June 30, 2027, to replace up to 250 miles of pre-code coated steel and pre-1971 vintage Aldyl-A plastic mains and related services, as well as the installation of excess flow valves on new service lines ("IIP Projects"). This filing reflects investments associated with in-service IIP Projects during year 4 of the IIP, which encompasses the period from July 1, 2025 through June 30, 2026 ("Program Year 4").

Cost recovery for in-service IIP Projects is effectuated by an annual rate adjustment effective on October 1. The present Petition seeks Board approval to recover the revenue requirements associated with IIP Projects placed in service during Program Year 4, through a rate adjustment to take effect on October 1, 2026.

If approved by the Board, the impact of the proposed rate adjustment on a residential heating customer using 100 therms would be an increase to the customer's monthly bill of \$1.14 from \$204.12 to \$205.26, an increase of 0.56%, as compared to rates in effect as of April 1, 2026.

**STATE OF NEW JERSEY
BOARD OF PUBLIC UTILITIES**

IN THE MATTER OF THE PETITION OF : **BPU DOCKET NO. _____**
SOUTH JERSEY GAS COMPANY FOR :
APPROVAL OF A RATE ADJUSTMENT :
PURSUANT TO THE INFRASTRUCTURE : **VERIFIED PETITION**
INVESTMENT PROGRAM (“IIP”) :

To The Honorable Board of Public Utilities:

Petitioner, South Jersey Gas Company (“South Jersey,” “Petitioner,” or “Company”), a public utility corporation of the State of New Jersey, with its principal office at One South Jersey Place, Atlantic City, New Jersey, hereby petitions the Board of Public Utilities (“BPU” or “Board”) to seek approval of a rate adjustment to provide for cost recovery associated with the Company’s Infrastructure Investment Program (“IIP”) as approved by the IIP Order¹ (“IIP Rate Adjustment”). The IIP Order adopted a stipulation that established an IIP cost recovery process that is effectuated by annual rate adjustment filings (“Annual Filings”) made in April of each year. The IIP Order authorizes this Annual Filing on April 30, 2026, for rates to be effective on or before October 1, 2026.

I. INTRODUCTION

1. Communications and correspondence concerning these proceedings should be sent as follows:

Dominick DiRocco
VP/Rates & Regulatory Affairs
SJI Utilities, Inc.
One South Jersey Place
Atlantic City, NJ 08401
Tel. No. (609) 561-9000 x4262
ddirocco@sjindustries.com

Cindy Capozzoli
Senior Director, Rates
SJI Utilities, Inc.
One South Jersey Place
Atlantic City, NJ 08401
Tel. No. 856-625-6618
ccapozzoli@sjindustries.com

¹ In re *the Petition of South Jersey Gas Company to Implement an Infrastructure Investment Program (“IIP”) and Associated Recovery Mechanism Pursuant to N.J.S.A. 48:2-21 and N.J.A.C. 14:3-2A*, BPU Docket No GR20110726, Order dated June 8, 2022 (“IIP Order”).

Sheree Kelly
Regulatory Affairs Counsel
SJI Utilities, Inc.
520 Green Lane
Union, New Jersey 07083
Tel. No. (908) 536-0877
skelly@sjindustries.com

2. South Jersey is a corporation duly organized under the laws of the State of New Jersey and is a public utility engaged in the transmission, distribution, transportation, and sale of natural and mixed gas within its defined service territory within the State of New Jersey. Said service territory includes all or portions of the following counties: Atlantic, Burlington, Camden, Cape May, Cumberland, Gloucester, and Salem. Within its service territory, South Jersey serves approximately 431,000 customers.

3. South Jersey is regulated by the Board for the purposes of ensuring safe, adequate, and proper natural gas service pursuant to N.J.S.A. 48:2-23.3.

4. The purpose of this filing is to seek approval of an IIP Rate Adjustment to provide for cost recovery associated with the Company's IIP as approved by the IIP Order. The filing contains actual data from July 1, 2025 through March 31, 2026, and projected data from April 1, 2026 through June 30, 2026. By July 15, 2026, the Company will provide a 12+0 update reflecting actual data for the twelve months ending June 30, 2026 ("12+0 Update").

II. BACKGROUND

5. The IIP Order authorized South Jersey to implement the IIP which includes accelerated capital investment in South Jersey's gas distribution system and related cost recovery.

6. Under the IIP, the Company is authorized to invest up to \$200 million ("IIP Capital Investment Cap") in the Company's gas distribution system over the five (5) year period

commencing on July 1, 2022 and ending on June 30, 2027, to replace up to 250 miles of pre-code coated steel and pre-1971 vintage Aldyl-A plastic mains and related services, as well as the installation of excess flow valves on new service lines (“IIP Projects”). This filing reflects investments associated with in-service IIP Projects during year 4 of the IIP, which is the period July 1, 2025 through June 30, 2026 (“Program Year 4”). The IIP Capital Investment Cap excludes the costs of the independent monitor, methane leak survey, Allowance for Funds Used During Construction (“AFUDC”) and certain Baseline Capital Spending amounts which are recovered by the Company through base rates.

7. As reflected in the IIP Order, the IIP Projects are intended to enhance distribution safety and reliability to the benefit of South Jersey’s customers, to help support the environment, and to facilitate economic development and employment in New Jersey. The IIP Projects and amounts are incremental to the Company’s normal capital spending budget.

III. REQUEST FOR COST RECOVERY OF IIP PROJECT INVESTMENTS

8. The Company’s first Annual Filing was made effective October 1, 2023, by the Board’s September 2023 Order². The Company’s second Annual Filing was made effective October 1, 2024, by the Board’s September 2024 Order³. The Company’s third Annual Filing was made effective December 1, 2025, by the Board’s November 2025 Order⁴. Through this Petition,

² In re *the Petition of South Jersey Gas Company for Approval of a Rate Adjustment Pursuant to the Infrastructure Investment Program (“IIP”)*, BPU Docket No GR23040269, Order dated September 27, 2023 (“September 2023 Order”).

³ In re *the Petition of South Jersey Gas Company for Approval of a Rate Adjustment Pursuant to the Infrastructure Investment Program (“IIP”)*, BPU Docket No GR24040282, Order dated September 25, 2024 (“September 2024 Order”).

⁴ In re *the Matter of the Petition of South Jersey Gas Company for Approval of a Rate Adjustment Pursuant to the Infrastructure Investment Program (“IIP”)*, BPU Docket No GR25040221, Order dated November 21, 2025 (“November 2025 Order”).

which represents the Company's fourth Annual Filing, South Jersey seeks Board approval to recover the revenue requirements associated with in-service IIP Projects during Program Year 4 of the IIP. The IIP Projects projected to be in-service during Program Year 4 of the IIP total approximately \$54.4 million, excluding AFUDC and the costs of the independent monitor and methane leak survey. The Company further proposes that the IIP Rate Adjustment become effective on October 1, 2026, as authorized by the IIP Order. The Schedules attached to the Direct Testimony of Cindy L. Capozzoli Senior Director, Rates, set forth the calculation of the revenue requirement, which is calculated in accordance with the IIP Order.

9. With this Annual Filing, the Company includes actual data through March 31, 2026, and projected data through June 30, 2026. The projected data for the period April 1, 2026 through June 30, 2026 will be replaced with actual data in the 12+0 Update to be made with the Board no later than July 15, 2026.

10. The IIP Rate Adjustment sought herein and authorized by the IIP Order is subject to the requirements that: (1) this rate filing includes plant in-service additions during the filing period in excess of \$20 million; and (2) the Company's calculated return on equity ("ROE") does not exceed the allowed ROE from its last base rate case by 50 basis points or more. These requirements have been satisfied for this Annual Filing as set forth in the testimonies of Ms. Cindy L. Capozzoli and Mr. Brian J. Ritz. South Jersey is also required to comply with certain Baseline Capital Spending requirements which, as discussed by Mr. Ritz, have also been satisfied.

11. Pursuant to the IIP Order, the rate adjustment proposed herein is based on the rate design methodology utilized to set base rates in the Company's 2022 Base Rate Case⁵.

⁵ In re *the Petition of South Jersey Gas Company for Approval of Increased Base Tariff Rates and Charges for Gas Service, Changes to Depreciation Rates and Other Tariff Revisions*, BPU Docket No GR22040253, Order dated December 21, 2022 ("2022 Base Rate Case").

12. The impact of the proposed IIP rate adjustment on a residential heating customer using 100 therms is an increase to the customer's monthly bill of \$1.14 from \$204.12 to \$205.26, an increase of 0.56%, as compared to the rates in effect as of April 1, 2026.

IV. SUPPORTING TESTIMONY

13. Attached hereto and incorporated herein is the testimony of:

- Cindy L. Capozzoli, Senior Director, Rates, SJI Utilities, Inc.; and
- Brian J. Ritz, Senior Director of Field and Construction Operations, South Jersey Gas Company.

14. South Jersey has included as part of this filing certain confidential information that should be protected from public disclosure. This confidential information includes the Company's 2025 income statement and 2025 balance sheet, which are attached as Schedule CLC-11 Confidential and Schedule CLC-12 Confidential, respectively, to the Direct Testimony of Cindy Capozzoli. Following the close of the Merger approved by the Board's Order in BPU Docket No. GM22040270⁶, the Company is a privately held entity and the attached financial data constitutes proprietary financial information that is not publicly available.

15. Preliminary public copies of Schedules CLC-11 Confidential and CLC-12 Confidential are included within this filing, with confidential information redacted. Concurrent with this filing, in accordance with the Open Public Records Act ("OPRA"), N.J.S.A. 47:1A-1, et seq. and the Board's implementing regulations, N.J.A.C. 14:1-12.1 et seq., South Jersey is

⁶ The acquisition of SJI by IIF (the "Merger") was approved in the Board's January 25, 2023 Order in BPU Docket No. GM22040270 *In the Matter of the Merger of South Jersey Industries, Inc. and Boardwalk Merger Sub, Inc.*

submitting confidential versions of these schedules to the Board's Records Custodian designated to oversee the public's access to government records along with the materials required under the Board's regulations to substantiate the confidentiality of the information contained therein. After the execution of an Agreement of Non-Disclosure, a proposed version of which is included with this filing as Appendix C, the confidential information will be provided to the parties.

V. MINIMUM FILING REQUIREMENTS

16. In accordance with the IIP Order, South Jersey is required to provide in its Annual Filings information responsive to certain Minimum Filing Requirements ("MFRs"). A summary of the MFRs and their location in this Annual Filing is attached hereto as Appendix A.

VI. PUBLIC NOTICE

17. South Jersey will provide notice of the filing of this Petition for the IIP Rate Adjustment and modification of its Tariff to all its customers through the publication of a public notice in print or on the websites of newspapers of general circulation within the Company's service territory as well as posted on the Company's website. A copy of the proposed Public Notice is attached hereto as Appendix B.

18. The municipalities and counties served by South Jersey will be further notified of the filing of this Petition upon publication of the Public Notice.

VII. MISCELLANEOUS

19. The Company is serving notice of this Petition and supporting documentation on the Director, New Jersey Division of Rate Counsel via electronic mail in lieu of providing hard copies. In accordance with the Board's March 19, 2020 and June 10, 2020 Orders issued in BPU Docket No. EO20030254, hard copies are not being submitted at this time, but can be provided at a later time, if needed.

20. Similarly, South Jersey has also served notice on the Department of Law and Public Safety via electronic mail in lieu of submitting hard copies, but hard copies can be provided at a later time, if needed.

VIII. CONCLUSION

21. WHEREFORE, Petitioner respectfully requests that the Board (1) accept Petitioner's filing, (2) allow the IIP Rate Adjustment to become effective October 1, 2026, and (3) grant such other relief as the Board may deem just and proper.

Respectfully submitted,

SOUTH JERSEY GAS COMPANY

A handwritten signature in black ink, appearing to read "Dominick DiRocco". The signature is written in a cursive, flowing style.


By: Dominick DiRocco, Esq.
VP, Rates & Regulatory Affairs
SJI Utilities, Inc.

DATED: April 30, 2026

VERIFICATION


I, Dominick DiRocco, Esq., of full age, being duly sworn according to law, upon my oath, depose and say:

1. I am VP - Rates & Regulatory Affairs of SJI Utilities, Inc., the parent company to South Jersey Gas Company ("Company") and I am authorized to make this verification on behalf of the Company.
2. I have reviewed the within petition and the information contained therein is true according to the best of my knowledge, information, and belief.



Dominick DiRocco, Esq.
VP - Rates & Regulatory Affairs

Sworn to and subscribed
before me this 30th day
of April 2026





Carolyn A. Jacobs
NOTARY PUBLIC
State of New Jersey
My Commission Expires
October 28, 2028

**IN THE MATTER OF THE PETITION OF SOUTH JERSEY GAS COMPANY FOR
APPROVAL OF A RATE ADJUSTMENT PURSUANT TO THE
INFRASTRUCTURE INVESTMENT PROGRAM (“IIP”)
BPU Docket No. _____**

MINIMUM FILING REQUIREMENTS (MFRs) INDEX

	Minimum Filing Requirements	Corresponding Schedule
1.	South Jersey Gas’s income statement for the most recent 12-month period ended on a quarter, as filed with the Board.	CLC-11 Confidential
2.	South Jersey Gas’s balance sheet for the most recent quarter, as filed with the Board.	CLC-12 Confidential
3.	South Jersey Gas’s actual baseline capital spending for both the recovery period and the prior program year.	BJR-1
4.	South Jersey Gas’s overall approved IIP capital budget broken down by major categories, both budgeted and actual amounts.	BJR-2
5.	For each IIP project: a. The original project budget; b. Expenditures incurred to date; c. Work completed, including identified tasks completed, e.g. design phase, material procurement, permit gathering, phases of construction, etc.; d. Anticipated project timeline, including estimated completion date, with updates and expected and unanticipated changes, along with an explanation of the reasons for any changes; and e. A narrative discussion of the effectiveness of the project in improving system performance; including identification of improved facilities including specific feeders), where appropriate.	BJR-3 for parts (a) – (d) Direct Testimony of Brian Ritz at pages 5-7 for parts (d) - (e)
6.	Consistent with the methodology set out in Appendix B of the Stipulation approved in the Board Order dated June 8, 2022 in BPU Docket No. GR20110726, a calculation of the proposed revenue requirements related to the IIP projects included in Plant-in-Service in that rate recovery period. The calculation should show the actual capital expenditure for the period for which the filing is made, as well as supporting calculations.	CLC-1, including support in CLC-5 through CLC-8
7.	A calculation of the associated depreciation expense, based on those projects closed to Plant-in-Service during the period.	CLC-6
8.	A list of any and all funds or credits received from the United States government, the State of New Jersey, a county or a municipality, for work related to any of the IIP projects, such as relocation, reimbursement, or stimulus money, and an explanation of the financial treatment associated with the receipt of the government funds or credits.	Direct Testimony of Brian Ritz at page 10

**IN THE MATTER OF THE PETITION OF SOUTH JERSEY GAS COMPANY FOR
APPROVAL OF A RATE ADJUSTMENT PURSUANT TO THE
INFRASTRUCTURE INVESTMENT PROGRAM (“IIP”)
BPU Docket No. _____**

MINIMUM FILING REQUIREMENTS (MFRs) INDEX

9.	Pursuant to N.J.A.C. 14:3-2A.6(h), the results of an earnings test calculation where ROE shall be determined based on the actual net income of the Company for the most recent 12-month period ended on a calendar quarter divided by the average of the beginning and ending common equity balances for the corresponding period.	CLC-4 and CLC-4.1
10.	<p>The earnings test calculation described in Paragraph 9 immediately above is a requirement under the IIP regulations and is used to determine if it is appropriate for the Company to recover, or continue to recover, IIP costs. The following information shall be provided to the Board Staff and Rate Counsel with each earnings review:</p> <p>a. The earnings test shall contain information from the Company’s official books and records, and shall be consistent with the Company’s independently audited results of operations and its most recent annual report to the Board, and shall include the most recent 12 months of actual financial information ended on a calendar quarter (i.e., net income and rate of return on the average balance of common equity, per books); and</p> <p>b. Rate base (completed IIP net plant additions that have been deemed used and useful but are not yet included in rate base), revenues (including approved IIP revenues not yet in base revenues), expenses, taxes, capital structure, weighted average cost of capital, approved net IIP plant additions not yet in rate base, and other such relevant financial information as may be known to the Company in determining the calculation in Paragraph 10 (a) above</p>	CLC-4 and CLC-4.1

NOTICE TO SOUTH JERSEY GAS COMPANY CUSTOMERS

**IN THE MATTER OF THE PETITION OF SOUTH JERSEY GAS COMPANY FOR
APPROVAL OF A RATE ADJUSTMENT PURSUANT TO THE INFRASTRUCTURE
INVESTMENT PROGRAM (“IIP”)
BPU Docket No. _____**

PLEASE TAKE NOTICE that on April 30, 2026, South Jersey Gas Company (“South Jersey” or “Company”) filed a petition with the New Jersey Board of Public Utilities (“Board”) seeking approval to increase rates associated with the Company’s Infrastructure Investment Program (“IIP”) (“Petition”). The Board approved the IIP and the associated cost recovery mechanism on June 8, 2022 in Docket No. GR20110726 (“IIP Order”). The IIP Order authorized the Company to invest up to \$200 million over a five-year period from July 1, 2022 through June 30, 2027, to replace up to 250 miles of pre-code coated steel and pre-1971 vintage Aldyl-A plastic mains and related services, as well as the installation of excess flow valves on new service lines (“IIP Projects”). The IIP Order also authorized the Company to make annual filings with the Board to recover the costs associated with the in-service IIP Projects and to earn a return on and a return of those investments through annual adjustments to rates. This Petition seeks Board approval to recover \$4.2 million of revenue requirements, excluding sales and use tax (“SUT”) associated with approximately \$40.4 million of IIP Projects placed in-service from July 1, 2025 through June 30, 2026, with an October 1, 2026 rate effective date. The IIP Projects are intended to enhance distribution safety and reliability to the benefit of South Jersey’s customers, to help support the environment and to facilitate economic development and employment in New Jersey.

If the proposed rate increase is approved by the Board, effective October 1, 2026, the per therm rates, inclusive of SUT, to the firm customers served under the Service Classifications listed below including certain firm, Board approved special contract customers served under the Company's firm rate classes, if applicable, would be as follows:

		Current Rates per <u>Therm</u>	Proposed Rates per <u>Therm</u>	Change per <u>Therm</u>
RSG	Residential	\$0.034335	\$0.045709	\$0.011374
GSG	General Service	\$0.027366	\$0.036432	\$0.009066
GSG-LV	General Service - Large Volume	\$0.015427	\$0.020536	\$0.005109
CTS	Comprehensive Firm Transportation Service	\$0.009543	\$0.012704	\$0.003161
LVS	Large Volume Service	\$0.004974	\$0.006621	\$0.001647
EGS	Electric Generation Service	\$0.006675	\$0.008885	\$0.002210
EGS-LV	Electric Generation Service – Large Volume	\$0.000849	\$0.001130	\$0.000281
NGV	Natural Gas Vehicles	\$0.011881	\$0.015817	\$0.003936
YLS*	Yard Lighting Service	\$0.357244	\$0.475572	\$0.118328
SLS*	Street Lighting Service	\$0.385101	\$0.512657	\$0.127556
	Firm Special Contracts	\$0.000000	\$0.000000	\$0.000000

*Represents the monthly rate per installation

The impact of the proposed increase as compared to rates in effect on April 1, 2026, for a residential customer using 100 therms, is to increase the customer's monthly bill by \$1.14 from \$204.12 to \$205.26, an increase of 0.56%.

Pursuant to N.J.S.A. 48:3-1, the Board may set these rates at levels it finds just and reasonable and establish the effective date of such rates. Therefore, the Board may establish these rates at levels and/or an effective date other than those proposed by South Jersey.

Copies of the Petition can be reviewed on the Company's website, www.southjerseygas.com under Regulatory Information. The Petition is also available to review online through the Board's website, <https://publicaccess.bpu.state.nj.us>, where you can search by the above-captioned docket number. The Petition and case file may also be reviewed at the Board located at 44 South Clinton Avenue, 1st Floor, Trenton, New Jersey, with an appointment. To make an appointment, please call (609) 913-6298.

A copy of this Notice is being served upon the clerk, executive or administrator of each municipality and county within the Company's service territory.

PLEASE TAKE FURTHER NOTICE that virtual public hearings will be conducted on the following date and times so that members of the public may present their views on the Petition:

<p>Date: _____</p> <p>Times: _____</p> <p>Location: Zoom Virtual Webinar</p> <p>Join: _____</p> <p>Dial-in Number: _____</p> <p>Meeting ID: _____</p> <p>Passcode: _____</p>

Representatives of the Company, the Board's Staff and the New Jersey Division of Rate Counsel will participate in the virtual public hearings.

Members of the public are invited to participate by utilizing the Meeting ID or the Dial-In Number set forth above and may express their views on the Petition. All comments will be made part of the final record of the proceeding to be considered by the Board. To encourage full participation in this opportunity for public comment, please submit any requests for needed accommodations, such as interpreters, or listening assistance, forty-eight (48) hours prior to the above hearing to the Board Secretary at board.secretary@bpu.nj.gov.

The Board is also accepting written and electronic comments. Comments may be submitted directly to the specific docket listed above using the "Post Comments" button on the Board's Public Document Search tool at <https://publicaccess.bpu.state.nj.us/>. Comments are considered public documents for purposes of the State's Open Public Records Act. Only public documents should be submitted using the "Post Comments" button on the Board's Public Document Search tool. Any confidential information should be submitted in accordance with the procedures set forth in N.J.A.C. 14:1-12.3. In addition to hard copy submissions, confidential information may also be filed electronically via the

Board's e-filing system or by email to the Secretary of the Board. Please include "Confidential Information" in the subject line of any email. Instructions for confidential e-filing are found on the Board's webpage at <https://www.nj.gov/bpu/agenda/efiling/>.

Emailed and/or written comments may also be submitted to:

Sherril L. Lewis

Secretary of the Board

44 South Clinton Ave.

PO Box 350

Trenton, NJ 08625-0350

Phone: 609-913-6241

Email: board.secretary@bpu.nj.gov

South Jersey Gas Company
Brent Schomber
President and Chief Operating Officer

**STATE OF NEW JERSEY
BOARD OF PUBLIC UTILITIES**

IN THE MATTER OF THE PETITION OF :
SOUTH JERSEY GAS COMPANY FOR : **AGREEMENT OF NON-DISCLOSURE**
APPROVAL OF RATE ADJUSTMENT :
PURSUANT TO THE INFRASTRUCTURE : **BPU DOCKET NO. _____**
INVESTMENT PROGRAM (“IIP”) :

It is hereby AGREED, as of the date(s) so indicated below, by and among South Jersey Gas Company (“South Jersey” or “Petitioner”), the Staff of the New Jersey Board of Public Utilities (“Board Staff”) and the Division of Rate Counsel (“Rate Counsel”) (collectively, the “Parties”), who have agreed to execute this Agreement of Non-Disclosure of Information Claimed to be Confidential (“Agreement”) and to be bound thereby, that:

WHEREAS, in connection with the above-captioned proceeding before the Board of Public Utilities (the “Board”), Petitioner and/or another party (“Producing Party”) may be requested or required to provide petitions, pre-filed testimony, other documents, analyses and/or other data or information regarding the subject matter of this proceeding that the Producing Party may claim constitutes or contains confidential, proprietary or trade secret information, or which otherwise may be claimed by the Producing Party to be of a market-sensitive, competitive, confidential or proprietary nature (hereinafter sometimes referred to as “Confidential Information” or “Information Claimed to be Confidential”); and

WHEREAS, the Parties wish to enter into this Agreement to facilitate the exchange of information while recognizing that under Board regulations at N.J.A.C. 14:1-12.1 et seq., a request for confidential treatment shall be submitted to the Custodian who is to rule on requests made pursuant to the Open Public Records Act (“OPRA”), N.J.S.A. 47:1A-1 et seq., unless such

information is to be kept confidential pursuant to court or administrative order (including, but not limited to, an Order by an Administrative Law Judge sealing the record or a portion thereof pursuant to N.J.A.C. 1:1-14.1, and the parties acknowledge that an Order by an Administrative Law Judge to seal the record is subject to modification by the Board), and also recognizing that a request may be made to designate any such purportedly confidential information as public through the course of this administrative proceeding; and

WHEREAS, the Parties acknowledge that unfiled discovery materials are not subject to public access under OPRA, N.J.S.A. 47:1A-1 et seq.; and

WHEREAS, the Parties acknowledge that, despite each Party's best efforts to conduct a thorough pre-production review of all documents and electronically stored information ("ESI"), some work product material and/or privileged material ("Protected Material") may be inadvertently disclosed to another Party during the course of this proceeding; and

WHEREAS, the undersigned Parties desire to establish a mechanism to avoid waiver of privilege or any other applicable protective evidentiary doctrine as a result of the inadvertent disclosure of Protected Material;

NOW, THEREFORE, the Parties hereto, intending to be legally bound thereby, DO HEREBY AGREE as follows:

1. The inadvertent disclosure of any document or ESI which is subject to a legitimate claim that the document or ESI should have been withheld from disclosure as Protected Material shall not waive any privilege or other applicable protective doctrine for that document or ESI or for the subject matter of the inadvertently disclosed document or ESI if the Producing Party, upon becoming aware of the disclosure, promptly requests its return and takes reasonable precautions to avoid such inadvertent disclosure.

2. Except in the event that the receiving party or parties disputes the claim, any documents or ESI which the Producing Party deems to contain inadvertently disclosed Protected Material shall be, upon written request, promptly returned to the Producing Party or destroyed at the Producing Party's option. This includes all copies, electronic or otherwise, of any such documents or ESI. In the event that the Producing Party requests destruction, the receiving party shall provide written confirmation of compliance within thirty (30) days of such written request. In the event that the receiving party disputes the Producing Party's claim as to the protected nature of the inadvertently disclosed material, a single set of copies may be sequestered and retained by and under the control of the receiving party until such time as the Producing Party has received final determination of the issue by the Board of Public Utilities or an Administrative Law Judge, provided that the Board has not modified or rejected an order by the Administrative Law Judge.

3. Any such Protected Material inadvertently disclosed by the Producing Party to the receiving party pursuant to this Agreement shall be and remain the property of the Producing Party.

4. Any Information Claimed to be Confidential that the Producing Party produces to any of the other Parties in connection with the above-captioned proceeding and pursuant to the terms of this Agreement shall be specifically identified and marked by the Producing Party as Confidential Information when provided hereunder. If only portions of a document are claimed to be confidential, the producing party shall specifically identify which portions of that document are claimed to be confidential. Additionally, any such Information Claimed to be Confidential shall be provided in the form and manner prescribed by the Board's regulations at N.J.A.C. 14:1-12.1 et seq., unless such information is to be kept confidential pursuant to court or administrative order. However, nothing in this Agreement shall require the

Producing Party to file a request with the Board's Custodian of Records for a confidentiality determination under N.J.A.C. 14:1-12.1 et seq. with respect to any Information Claimed to be Confidential that is provided in discovery and not filed with the Board.

5. With respect to documents identified and marked as Confidential Information, if the Producing Party's intention is that not all of the information contained therein should be given protected status, the Producing Party shall indicate which portions of such documents contain the Confidential Information in accordance with the Board's regulations at N.J.A.C. 14:1-12.2 and 12.3. Additionally, the Producing Party shall provide to all signatories of this Agreement full and complete copies of both the proposed public version and the proposed confidential version of any information for which confidential status is sought.

6. With respect to all Information Claimed to be Confidential, it is further agreed that:

(a) Access to the documents designated as Confidential Information, and to the information contained therein, shall be limited to the Party signatories to this Agreement as represented by a single authorized signatory for each Party and their identified attorneys, employees, and consultants whose examination of the Information Claimed to be Confidential is required for the conduct of this particular proceeding.

(b) Recipients of Confidential Information shall not disclose the contents of the documents produced pursuant to this Agreement to any person(s) other than their identified employees and any identified experts and consultants whom they may retain in connection with this proceeding, irrespective of whether any such expert is retained specially and is not expected to testify or is called to testify in this proceeding. All consultants or experts of any Party to this Agreement who are to receive copies of documents produced pursuant to this Agreement shall have previously executed a copy of the Acknowledgement of Agreement, as

represented by a single authorized signatory for each organization of consultants or experts, attached hereto as "Attachment 1," which executed Acknowledgement of Agreement shall be forthwith provided to counsel for the Producing Party, with copies to counsel for Board Staff and Rate Counsel.

(c) No other disclosure of Information Claimed to be Confidential shall be made to any person or entity except with the express written consent of the Producing Party or their counsel, or upon further determination by the Custodian, or order of the Board, the Government Records Council or of any court of competent jurisdiction that may review these matters.

7. The undersigned Parties have executed this Agreement for the exchange of Information Claimed to be Confidential only to the extent that it does not contradict or in any way restrict any applicable Agency Custodian, the Government Records Council, an Administrative Law Judge of the State of New Jersey, the Board, or any court of competent jurisdiction from conducting appropriate analysis and making a determination as to the confidential nature of said information, where a request is made pursuant to OPRA, N.J.S.A. 47:1A-1 et seq. Absent a determination by any applicable Custodian, Government Records Council, an Administrative Law Judge, the Board, or any court of competent jurisdiction that a document(s) is to be made public, the treatment of the documents exchanged during the course of this proceeding and any subsequent appeals is to be governed by the terms of this Agreement.

8. In the absence of a decision by the Custodian, Government Records Council, an Administrative Law Judge, or any court of competent jurisdiction, the acceptance by the undersigned Parties of information which the Producing Party has identified and marked as Confidential Information shall not serve to create a presumption that the material is in fact entitled to any special status in these or any other proceedings. Likewise, the affidavit(s) submitted

pursuant to N.J.A.C. 14:1-12.8 shall not alone be presumed to constitute adequate proof that the Producing Party is entitled to a protective order for any of the information provided hereunder.

9. In the event that any Party seeks to use the Information Claimed to be Confidential in the course of any hearings or as part of the record of this proceeding, the Parties shall seek a determination by the trier of fact as to whether the portion of the record containing the Information Claimed to be Confidential should be placed under seal. Furthermore, if any Party wishes to challenge the Producing Party's designation of the material as Confidential Information, such Party shall provide reasonable notice to all other Parties of such challenge and the Producing Party may make a motion seeking a protective order. In the event of such challenge to the designation of material as Confidential Information, the Producing Party, as the provider of the Information Claimed to be Confidential, shall have the burden of proving that the material is entitled to protected status. However, all Parties shall continue to treat the material as Confidential Information in accordance with the terms of this Agreement, pending resolution of the dispute as to its status by the trier of fact.

10. Confidential Information that is placed on the record of this proceeding under seal pursuant to a protective order issued by the Board, an Administrative Law Judge, provided that the Board has not modified or rejected an order by the Administrative Law Judge, or any court of competent jurisdiction shall remain with the Board under seal after the conclusion of this proceeding. If such Confidential Information is provided to appellate courts for the purposes of an appeal(s) from this proceeding, such information shall be provided, and shall continue to remain, under seal.

11. This Agreement shall not:

(a) Operate as an admission for any purpose that any documents or information produced pursuant to this Agreement are admissible or inadmissible in any proceeding.

(b) Prejudice in any way the right of the Parties, at any time, on notice given in accordance with the rules of the Board, to seek appropriate relief in the exercise of discretion by the Board for violations of any provision of this Agreement.

12. Within forty-five (45) days of the final Board Order resolving the above-referenced proceeding, all documents, materials, and other information designated as “Confidential Information,” regardless of format, shall be destroyed or returned to counsel for the Producing Party. In the event that such Board Order is appealed, the documents and materials designated as “Confidential Information” shall be returned to counsel for the Producing Party or destroyed within forty-five (45) days of the conclusion of the appeal.

Notwithstanding the above return requirement, Board Staff and Rate Counsel may maintain in their files copies of all pleadings, briefs, transcripts, discovery and other documents, materials and information designated as “Confidential Information,” regardless of format, exchanged or otherwise produced during these proceedings, provided that all such information and/or materials that contain Information Claimed to be Confidential shall remain subject to the terms of this Agreement. The Producing Party may request consultants who received Confidential Information who have not returned such material to counsel for the Producing Party as required above to certify in writing to counsel for the Producing Party that the terms of this Agreement have been met upon resolution of the proceeding.

13. The execution of this Agreement shall not prejudice the rights of any Party to seek relief from discovery under any applicable law providing relief from discovery.

14. The Parties agree that one original of this Agreement shall be created for each of the signatory parties for the convenience of all. The signature pages of each original shall be executed by the recipient and transmitted to counsel of record for the Petitioner, who shall send a copy of the fully executed document to all counsel of record. The multiple signature pages shall be regarded as, and given the same effect as, a single page executed by all Parties.

IN WITNESS THEREOF, the undersigned Parties do HEREBY AGREE to the form and execution of this Agreement.

SOUTH JERSEY GAS COMPANY

By: _____
Dominick DiRocco
VP, Rates & Regulatory Affairs

Date: _____

JENNIFER DAVENPORT
ATTORNEY GENERAL OF
THE STATE OF NEW JERSEY
Attorney for the Staff of the
New Jersey Board of Public Utilities

By: _____

Date: _____

BRIAN O. LIPMAN, ESQ.
DIRECTOR
NEW JERSEY
DIVISION OF RATE COUNSEL

By: _____

Date: _____

**STATE OF NEW JERSEY
BOARD OF PUBLIC UTILITIES**

**IN THE MATTER OF THE PETITION :
OF SOUTH JERSEY GAS COMPANY : AGREEMENT OF NON-DISCLOSURE
FOR APPROVAL OF A RATE :
ADJUSTMENT PURSUANT TO THE : BPU DOCKET NO. GR _____
INFRASTRUCTURE :
INVESTMENTPROGRAM (“IIP”) :**

ACKNOWLEDGEMENT OF AGREEMENT

The undersigned is an attorney, employee, consultant and/or expert witness for Board Staff, Rate Counsel or an intervenor who has received, or is expected to receive, Confidential Information provided by South Jersey Gas Company or by a Producing Party which has been identified and marked by the Producing Party as Confidential Information. The undersigned acknowledges receipt of the Agreement of Non-Disclosure of Information Claimed to be Confidential and agrees to be bound by the terms of the Agreement.

Dated:

By: _____
(Name, Title, Affiliation)

**BEFORE THE
NEW JERSEY BOARD OF PUBLIC UTILITIES**

DIRECT TESTIMONY

OF

CINDY L. CAPOZZOLI

**Senior Director, Rates
SJI Utilities, Inc.**

**On Behalf Of
South Jersey Gas Company**

April 30, 2026

1 **I. INTRODUCTION**

2 **Q. PLEASE STATE YOUR NAME AND BUSINESS ADDRESS.**

3 **A.** My name is Cindy L. Capozzoli. My business address is One South Jersey Place,
4 Atlantic City, New Jersey 08401.

5 **Q. BY WHOM ARE YOU EMPLOYED AND IN WHAT CAPACITY?**

6 **A.** I am the Senior Director, Rates, for SJI Utilities, Inc. (“SJIU”).

7 **Q. PLEASE DESCRIBE YOUR PROFESSIONAL RESPONSIBILITIES.**

8 **A.** I manage the Company’s Rates Department activities for South Jersey Gas Company
9 (“South Jersey”, “SJG,” or the “Company” and its sister New Jersey public utility,
10 Elizabethtown Gas Company (“Elizabethtown”), including the preparation and
11 coordination of all rate case, revenue-related and other filings before the New Jersey
12 Board of Public Utilities (“BPU” or the “Board”). I also oversee the design and
13 development of rates and rate schedules for the Company’s tariff and provide financial
14 and analytical support in all rates and regulatory affairs matters as well as for internal
15 management purposes.

16 **Q. PLEASE SUMMARIZE YOUR EDUCATIONAL AND PROFESSIONAL**
17 **BACKGROUND.**

18 **A.** I received a Bachelor of Science Degree in Accounting and Finance from Drexel University in
19 1991 and obtained a Master’s Degree in Business Administration, with a concentration in
20 Financial Management, from Drexel University in 2000. In February 2021, I joined SJIU as
21 Director, Rates and was promoted to my current position of Senior Director, Rates, in 2025.

22 Prior to my employment at SJIU, I worked for Debt Compliance Services as
23 a consultant on treasury-related matters to clients in various industries. I also have
24 three decades of experience in corporate finance and have held treasury, financial

1 planning, accounting and other finance-related positions at Innovairre, Campbell Soup
2 Company and J.P. Morgan as well as roles in rates and financial reporting for SJG from
3 1994 to 1999. I am a Certified Public Accountant licensed in New Jersey since 1991
4 (status is currently “Inactive”) and am a Certified Treasury Professional certificated by
5 the Association for Financial Professionals (“AFP”) since July 2012 (status is currently
6 “Inactive”). Also, I am a member of the New Jersey Utilities Association (“NJUA”).

7 **Q. WHAT IS THE PURPOSE OF YOUR TESTIMONY IN THIS PROCEEDING?**

8 **A.** The purpose of my testimony is to support South Jersey’s proposed rider rates related
9 to the investments made pursuant to the Company’s Infrastructure Investment Program
10 (“IIP”), which was approved by IIP Order¹. Pursuant to the IIP Order, cost recovery
11 for IIP projects (“IIP Projects”) is effectuated by an annual adjustment to the
12 Company’s tariff Rider “B” (“IIP Rider”) (“IIP Rate Adjustments”). The current IIP
13 rates were made effective December 1, 2025 by the Board’s November 2025 Order².
14 The proposed rate adjustments to the current IIP rates are proposed to become effective
15 on or before October 1, 2026 and are based on the revenue requirements associated
16 with IIP Projects placed in-service for the period July 1, 2025 through June 30, 2026
17 (“Program Year 4”). This testimony provides an overview of the IIP cost recovery
18 mechanism and the calculation of the associated revenue requirement and rate design.
19 It also addresses certain Minimum Filing Requirements (“MFRs”) as set forth in the
20 IIP Order.

¹ In re *the Petition of South Jersey Gas Company to Implement an Infrastructure Investment Program (“IIP”) and Associated Recovery Mechanism Pursuant to N.J.S.A. 48:2-21 and N.J.A.C. 14:3-2A*, BPU Docket No GR20110726, Order dated June 8, 2022 (“IIP Order”).

² In re *the Petition of South Jersey Gas Company for Approval of a Rate Adjustment Pursuant to the Infrastructure Investment Program (“IIP”)*, BPU Docket No GR25040221, Order dated November 21, 2025 (“November 2025 Order”).

1 **Q. DOES YOUR TESTIMONY INCLUDE ANY ILLUSTRATIVE SCHEDULES?**

2 **A.** Yes. My testimony includes schedules supporting the development of proposed IIP
3 rates, and proposed tariff sheets that were prepared by me or under my direction and
4 supervision as well as Company financial statements. These schedules contain
5 information responsive to MFRs as referenced in the MFR Index attached to the
6 petition as Appendix A. The MFRs were set forth in Appendix D to the May 20, 2022
7 Stipulation attached to the IIP Order. The schedules are as follows, including certain
8 confidential schedules given South Jersey is a privately held company³:

9 Schedule CLC-1: Revenue Requirement and Residential Bill Impact

10 Schedule CLC-2: Revenue Requirement Allocation and Proposed Rates

11 Schedule CLC-2.1: Proof of Revenue

12 Schedule CLC-3: Margin Revenue Factors (“MRFs”) for Use in the Company’s
13 Conservation Incentive Program (“CIP”)

14 Schedule CLC-4: Earnings Test

15 Schedule CLC-4.1: Rate Base for Earnings Test

16 Schedule CLC-5: In-Service Amounts by Month

17 Schedule CLC-6: Depreciation Calculation

18 Schedule CLC-7: Weighted Average Cost of Capital (“WACC”)

³ Following the close of the merger in which IIF US Holding2 LP (“IIF”) acquired South Jersey Industries, Inc., as approved by the Board’s Order dated January 25, 2023 in BPU Docket No. GM22040270, the Company is a privately held entity and the Company’s financial data as of the close of the merger constitutes proprietary financial information that is not publicly available. As such, this filing includes preliminary public versions of Schedules CLC-11 and CLC-12. The confidential versions of these schedules are being submitted to the Board’s Records Custodian concurrent with this filing, subject to a claim for confidential treatment pursuant to the Open Public Records Act (“OPRA”), N.J.S.A. 47:1A-1 et seq., and the Board’s implementing regulations, N.J.A.C. 14:1-12.1 et seq. The Company will provide these schedules to the parties following the execution of a Non-Disclosure Agreement in this proceeding.

- 1 Schedule CLC-8: Revenue Expansion Factor
- 2 Schedule CLC-9: Proposed Tariff sheets – clean
- 3 Schedule CLC-10: Proposed Tariff sheets - redline
- 4 Schedule CLC-11: Income Statement (Confidential)
- 5 Schedule CLC-12: Balance Sheet (Confidential)

6

7 **II. ANNUAL IIP FILING**

8 **Q. WHY IS THE COMPANY SUBMITTING THIS FILING WITH BPU?**

9 **A.** The Company’s annual IIP filing is being made in compliance with the IIP Order,
 10 which authorizes South Jersey to seek cost recovery for in-service IIP Projects in
 11 accordance with the approved annual cost recovery filing schedule, shown below:

Filing Year	Initial 9+3 Filing	Program Year Ending Date	12+0 Update Filing	Rates Effective On or Before
1	April 30, 2023	June 30, 2023	July 15, 2023	Oct 1, 2023
2	April 30, 2024	June 30, 2024	July 15, 2024	Oct 1, 2024
3	April 30, 2025	June 30, 2025	July 15, 2025	Oct 1, 2025
4	April 30, 2026	June 30, 2026	July 15, 2026	Oct 1, 2026
5	April 30, 2027	June 30, 2027	July 15, 2027	Oct 1, 2027

12 **Q. IS THIS FILING SUBMITTED IN ACCORDANCE WITH THE IIP ORDER?**

13 **A.** Consistent with the requirement contained in N.J.A.C. 14:3-2A.4(f) and in accordance
 14 with the IIP Order, South Jersey is permitted to make annual filings to recover IIP costs
 15 when eligible in-service amounts exceed ten percent (10%) of the total proposed
 16 program spending (“Annual Filings”). Based on the total approved program budget of
 17 \$200 million, the eligible in-service amounts must exceed \$20 million to allow for the
 18 annual roll-in. As shown on Schedule BJR-2, the Company is currently projecting in-
 19 service IIP Projects totaling \$54.4 million as of June 30, 2026.

1 **Q. PLEASE DESCRIBE THE IIP COST RECOVERY MECHANISM APPROVED**
2 **BY THE BOARD.**

3 **A.** The IIP cost recovery process is effectuated by Annual Filings made in April of each
4 year. With this Annual Filing, South Jersey is seeking cost recovery of IIP Projects
5 that are placed in service during Program Year 4 totaling \$40 million (excluding the
6 costs of the independent monitor, Advanced Leak Detection (“ALD”) survey costs and
7 Allowance for Funds Used During Construction (“AFUDC”), with IIP Rate
8 Adjustments to be made effective October 1, 2026. Included with this Annual Filing
9 is actual data for IIP Projects placed in-service through March 31, 2026 and projected
10 data through June 30, 2026. The Company will provide an updated filing with actual
11 data through June 30, 2026, no later than July 15, 2026 (“12+0 Update”).

12 **Q. WHAT IS THE FORECASTED REVENUE REQUIREMENT PROPOSED**
13 **FOR THE IIP RATE ADJUSTMENT TO TAKE PLACE ON OCTOBER 1,**
14 **2026?**

15 **A.** For the twelve months ending June 30, 2026, the Company is proposing a revenue
16 requirement of approximately \$4.2 million, excluding sales and use tax (“SUT”). The
17 calculation of the revenue requirement associated with the proposed IIP Rate
18 Adjustments is provided in Schedule CLC-1. For ratemaking purposes, this amount,
19 combined with the previously approved revenue requirements of \$4.3 million for Year
20 1, \$4.2 million for Year 2, and \$4.2 million for Year 3, results in a total of
21 approximately \$16.9 million, excluding SUT, as shown and allocated to rate classes on
22 Schedule CLC-2.

23 **Q. HOW ARE THE REVENUE REQUIREMENTS ASSOCIATED WITH THE IIP**
24 **RATE ADJUSTMENT CALCULATED?**

1 A. IIP revenue requirements are calculated utilizing the following formula, approved in
2 the IIP Order:

3 Revenue Requirement = ((IIP Rate Base * After-Tax WACC) – \$100,000 (pre-
4 tax) + Advanced Leak Detection expense (net of tax) + Depreciation Expense
5 (net of tax)) + non-capitalized monitor expense) * Revenue Factor.

6

7 **Q. HOW IS THE IIP RATE BASE CALCULATED?**

8 A. IIP Rate Base is calculated as the recoverable costs for the IIP Projects placed in-
9 service during the program period, plus the costs of an independent monitor, an ALD
10 survey and AFUDC, less depreciation expense and applicable deferred income taxes.

11 **Q. WHAT TYPES OF EXPENDITURES ARE INCLUDED IN THE IIP PROJECT**
12 **COSTS?**

13 A. Pursuant to the IIP Order, the Company is allowed to recover capital expenditures
14 related to in-service IIP Projects, including actual costs of engineering, design and
15 construction, property acquisitions, if any, and monitoring, including actual labor,
16 materials, overhead and capitalized AFUDC. In addition, IIP-related costs for Program
17 Year 4 include \$182,376 for an ALD survey and \$84,000 of independent monitor costs
18 as of June 30, 2026. These costs are reflected in IIP Rate Base as shown on Schedule
19 CLC-1.

20 **Q. HOW DID THE COMPANY CALCULATE AFUDC FOR IIP PROJECTS?**

21 A. In accordance with the IIP Order, the AFUDC rate applied to IIP Projects is determined
22 by applying the Modified FERC Uniform System of Accounts methodology
23 (“Modified FERC Method”), including compounding of AFUDC on a monthly basis.
24 The Modified FERC Method is as follows: (a) if the Company's total Construction

1 Work in Progress (“CWIP”) balance, including all CWIP associated with IIP Projects,
2 is less than or equal to the Company’s outstanding short-term debt (“S/T Debt”) balance
3 at each month-end, the applicable AFUDC rate is equal to the Company’s monthly cost
4 of S/T Debt; (b) if the Company’s total CWIP balance, including all CWIP associated
5 with IIP Projects, is greater than the Company’s outstanding S/T Debt balance, the
6 applicable AFUDC rate for IIP Projects is a monthly AFUDC calculation based on a
7 blend of the S/T Debt balance and the Company’s Rate of Return (“ROR”) set in its
8 most recent base rate case; or (c) if the Company has no S/T Debt balance at month
9 end, the AFUDC rate used is the Company’s ROR.

10 **Q. HOW IS DEPRECIATION EXPENSE CALCULATED?**

11 **A.** Depreciation expense is calculated as the in-service IIP Projects by asset class
12 multiplied by the associated depreciation rate applied to the same asset class in current
13 base rates established in the Company’s 2022 Base Rate Case⁴. The annualized
14 depreciation calculation and associated depreciation rates are shown in Schedule CLC-
15 6. The amount shown as Book Depreciation, half year on Schedule CLC-1 is 50% of
16 the annualized depreciation expense calculated on Schedule CLC-6 due to a half-year
17 convention being applied for book purposes in the first year that IIP Projects are placed
18 in-service.

19 **Q. HOW HAS THE COMPANY CALCULATED DEFERRED INCOME TAXES?**

20 **A.** Deferred taxes are calculated by multiplying the difference in the Company’s book and
21 tax depreciation expense for in-service IIP Projects by the effective income tax rate for
22 the period. The tax rate used in the calculation of the deferred tax benefit for South

⁴ In re *the Petition of South Jersey Gas Company for Approval of Increased Base Tariff Rates and Charges for Gas Service, Changes to Depreciation Rates and Other Tariff Revisions*, BPU Docket No GR22040253, Order dated December 21, 2022 (“2022 Base Rate Case”).

1 Jersey is 28.11% and includes New Jersey Corporate Business Tax. The Company's
2 deferred income tax calculation and related factors are shown in Schedule CLC-1.

3 **Q. WHAT IS THE AFTER-TAX WEIGHTED AVERAGE COST OF CAPITAL**
4 **(“WACC”) UTILIZED IN CALCULATING THE REVENUE**
5 **REQUIREMENT?**

6 **A.** Pursuant to the IIP Order, the return on IIP Rate Base proposed in this Annual Filing
7 is based on the ROR approved in the Company's 2022 Base Rate Case, which was
8 calculated utilizing a 9.60% return on equity (“ROE”) and an equity level in the capital
9 structure of 54.0%. This results in a ROR of 6.93%, or an after-tax WACC of 6.44%.
10 This calculation is included in Schedule CLC-7.

11 **Q. WHAT IS THE O&M CREDIT UTILIZED IN THE CALCULATION OF THE**
12 **REVENUE REQUIREMENT?**

13 **A.** Pursuant to the IIP Order, the operations and maintenance (“O&M”) credit is \$100,000
14 per year, or \$71,890 net of tax. This credit reflects O&M savings associated with leak
15 repair on facilities replaced in connection with the IIP. The total O&M credit of
16 \$71,890 is reflected in Schedule CLC-1.

17 **Q. WHAT IS THE ADVANCED LEAK DETECTION O&M EXPENSE**
18 **REFLECTED IN THE REVENUE REQUIREMENT?**

19 **A.** If the Company were to incur O&M expenses related to advanced leak detection, other
20 than the ALD survey included in the IIP Rate Base and discussed above, it will include
21 these costs in the revenue requirement for recovery on an after-tax basis. The Company
22 has not incurred any O&M expenses related to advanced leak detection in the period
23 from July 1, 2025 through March 31, 2026 and does not expect to incur any such costs
24 through June 30, 2026, as reflected in Schedule CLC-1.

1 **Q. WHAT IS THE REVENUE FACTOR UTILIZED IN THE CALCULATION OF**
2 **THE REVENUE REQUIREMENT?**

3 **A.** The revenue factor adjusts the revenue requirement to reflect Federal and State income
4 taxes, as well as the costs associated with the Board and the New Jersey Division of
5 Rate Counsel annual assessments (collectively Public Utility Assessment Tax), and
6 Bad Debt. Pursuant to the IIP Order, the Company is using the revenue factor that was
7 utilized to set rates in the Company’s 2022 Base Rate Case which is 1.413865. The
8 calculation of the revenue factor is reflected on Schedule CLC-8.

9 **III. RATE DESIGN AND CUSTOMER BILL IMPACTS**

10 **Q. WHAT CUSTOMER CLASSES AND CUSTOMERS WILL THE IIP RIDER**
11 **BE APPLIED TO?**

12 **A.** Per the IIP Order, the IIP Rider is applicable to all firm customer classes under Service
13 Classification RSG, GSG, GSG-LV, CTS, LVS, EGS, EGS-LV, NGV, YLS and SLS
14 and certain firm special contract customers.

15 **Q. HOW IS THE REVENUE REQUIREMENT BEING ALLOCATED TO FIRM**
16 **RATE CLASSES AND FIRM SPECIAL CONTRACT CUSTOMERS?**

17 **A.** As shown on Schedule CLC-2, and specified in the IIP Order, the Company is
18 allocating the revenue requirement for each applicable class based upon the level of
19 distribution revenues from the rate design approved in the Company’s 2022 Base Rate
20 Case. In that rate design, revenues from firm special contract customers were classified
21 as other revenues, rather than distribution revenues, and as a result, there was no
22 revenue increase allocated to such customers in that case. As such, there is no revenue
23 requirement being allocated to firm special contract customers in this filing and the IIP

1 rate reflected in the proposed tariff pages attached hereto as Schedules CLC-9 and
2 CLC-10 is set at \$0.000000.

3 **Q. WHAT RATE DESIGN WAS UTILIZED FOR THE PROPOSED IIP RATE**
4 **ADJUSTMENT?**

5 **A.** According to the IIP Order, the IIP Rate Adjustments are effectuated by a volumetric
6 distribution charge calculated for each class utilizing the billing determinants used to
7 set rates in the Company’s 2022 Base Rate Case. Schedule CLC-2 sets forth the IIP
8 allocated revenue to each class divided by the respective billing determinants to derive
9 the proposed IIP rates, before SUT, shown on Schedule CLC-2.1 Proof of Revenues.
10 The revenue requirement allocation, proof of revenues and proposed IIP rates by class,
11 inclusive of taxes, are summarized on Schedule CLC-2. The Margin Revenue Factor
12 set forth in the Company’s Conservation Incentive Program (“CIP”) tariff will also be
13 revised to reflect the IIP Rate Adjustments, as shown on Schedule CLC-3.

14 **Q. DO THE PROPOSED IIP RATE ADJUSTMENTS INCLUDE THE REVENUE**
15 **REQUIREMENTS APPROVED BY THE BOARD’S SEPTEMBER 2023**
16 **ORDER⁵, SEPTEMBER 2024 ORDER⁶, AND NOVEMBER 2025 ORDER.**

17 **A.** Yes, as noted previously, the proposal in this filing is to add Year 4 IIP revenue
18 requirement to the previously approved Year 1, Year 2, and Year 3 revenue
19 requirements in developing the IIP Rate Adjustments.

⁵ In re *the Petition of South Jersey Gas Company for Approval of a Rate Adjustment Pursuant to the Infrastructure Investment Program (“IIP”)*, BPU Docket No GR23040269, Order dated September 27, 2023 (“September 2023 Order”).

⁶ In re *the Petition of South Jersey Gas Company for Approval of a Rate Adjustment Pursuant to the Infrastructure Investment Program (“IIP”)*, BPU Docket No GR24040282, Order dated September 25, 2024 (“September 2024 Order”).

1 **Q. WHAT IS THE IMPACT OF THE PROPOSED IIP RATE ADJUSTMENT FOR**
2 **A TYPICAL RESIDENTIAL CUSTOMER?**

3 **A.** The impact of the proposed IIP Rate Adjustment to rates in effect as of April 1, 2026
4 for a residential heating customer using 100 therms will be a monthly increase of \$1.14
5 from \$204.12 to \$205.26, an increase of 0.56%.

6 **Q. IN THE COMPANY’S BASE RATE CASE PENDING IN BPU DOCKET NO.**
7 **GR25110627 (“2025 RATE CASE”), HAS SOUTH JERSEY MADE A**
8 **PROPOSAL ON HOW TO TREAT IIP INVESTMENT COSTS THROUGH**
9 **JUNE 30, 2024?**

10 **A.** Yes, South Jersey has proposed to roll investment costs through June 30, 2024 that
11 were previously included in IIP rates on a provisional basis as approved by the Board’s
12 Orders in BPU Docket Nos. GR23040269 and GR24040282. Year 1 and Year 2
13 respectively, into the rates to be established in the 2025 Rate Case on a final basis.

14 **Q. WHAT WILL HAPPEN TO THE CURRENTLY APPROVED IIP RIDER**
15 **RATES IF BASE RATES BECOME EFFECTIVE PRIOR TO THE RATES**
16 **PROPOSED IN THIS PROCEEDING?**

17 **A.** The base rates under consideration in the 2025 Rate Case include IIP amounts
18 associated with Years 1 and 2. If the effective date of rates in the 2025 Rate Case are
19 approved prior to the effective date of the rates proposed herein, the IIP Rider rate will
20 be reset to exclude revenue requirement associated with Years 1 and 2 of the IIP.. In
21 this case, only the revenue requirement from Years 3 and 4 will be used in the derivation
22 of the revised IIP rate in the IIP Rider. If the rates proposed in this filing are approved
23 prior to the effective date of rates in the 2025 Rate Case, then such adjustments to the
24 IIP Rider would occur at the time the 2025 Rate Case is approved. At either time, Year

1 4 IIP rates will be recomputed using the most recent approved rate case factors in
2 computing the IIP class rates.

3
4 **IV. EARNINGS TEST**

5 **Q. HAS THE COMPANY PERFORMED AN EARNINGS TEST CALCULATION?**

6 **A.** Yes. As required by N.J.A.C. 14:3-2A.6(h) and the IIP Order, cost recovery is
7 contingent on an earnings test. Accordingly, the Company has performed an earnings
8 test calculation as shown on Schedule CLC-4. The results of the earnings test
9 calculation do not preclude the Company from obtaining cost recovery for the period
10 reflected in this filing.

11 **Q. WHAT IS THE RESULT OF THE EARNINGS TEST?**

12 **A.** The calculated return on equity (“ROE”) is 7.61%, which meets the requirement of the
13 IIP Order that the calculated ROE be less than 10.10%, calculated as fifty (0.50%) basis
14 points plus 9.60%, the ROE approved by the Board in the Company’s 2022 Base Rate
15 Case.

16 **V. MINIMUM FILING REQUIREMENTS (MFRS)**

17 **Q. IN ADDITION TO THE SCHEDULES PREVIOUSLY REFERENCED IN**
18 **YOUR DIRECT TESTIMONY, ARE YOU SPONSORING ANY ADDITIONAL**
19 **SCHEDULES IN SUPPORT OF THE MFRS?**

20 **A.** Yes. Also attached to my Direct Testimony, and marked as confidential, are the
21 Company’s Income Statement for the 12 months ending December 31, 2025 and the
22 Company’s Balance Sheet as of December 31, 2025. The information is attached

1 hereto as Schedule CLC-11 CONFIDENTIAL and Schedule CLC-12
2 CONFIDENTIAL, respectively.

3 **Q. HAS THE COMPANY RECEIVED ANY OUTSIDE FUNDS OR CREDITS FOR**
4 **WORK RELATED TO ANY IIP PROJECTS?**

5 **A.** No, the Company has not received any such funds or credits.

6 **Q. DOES THIS CONCLUDE YOUR TESTIMONY?**

7 **A.** Yes, it does.

IIP
9&3 FILING

Schedules
of
CINDY L. CAPOZZOLI

SOUTH JERSEY GAS COMPANY
Infrastructure Investment Program ("IIP")
Revenue Requirement and Residential Bill Impact

	Program Year Ended Effective	June 2026 Oct-1-2026
Plant In Service (excl AFUDC)		\$40,000,000
Independent Monitor		\$84,000
Advanced Leak Detection Report		\$182,376
AFUDC		\$131,614
Total Plant In Service		<u>\$40,397,990</u>
Book Depreciation, half year		(\$341,568)
Deferred Income Tax		<u>(\$329,831)</u>
Rate Base		\$39,726,592
Rate of Return - net of tax		<u>6.440%</u>
		\$2,558,392
O&M Reduction for Leak Repairs - per IIP Order, net of tax		(\$71,890)
Advanced Leak Detection expense, net of tax if any		\$0
Depreciation Expense, net of tax		<u>\$491,106</u>
Allowable Net Income		\$2,977,608
Revenue Factor		1.413865
Current Revenue Requirement		\$4,209,936
Previously Approved		\$12,710,100
Cumulative Revenue Requirement		<u>\$16,920,036</u>
CBT Rate		9.000%
FIT Rate		21.000%
Net Tax Rate		28.110%
Average Book Depreciation Rate		1.69%
Tax Depreciation Rate		3.750%
Bonus Depreciation Rate		0%
Half Year Book Depreciation		\$341,568
Tax Bonus Depreciation		\$0
Tax Depreciation		\$1,514,925
Deferred Income Tax Credit, (Bk - Tax)* Tax Rate		(\$329,831)
O&M Reduction for Leak Repairs - per IIP Order		(\$100,000)
Advanced Leak Detection Report		\$182,376
<u>Residential 1,000 Therm Annual Bill Impact:</u>		
Rate Per Therm w/SUT, Schedule CLC-2		\$0.045709
Year 1, 2 and 3 Rate Per Therm w/SUT		<u>\$0.034335</u>
Change in Rate Per Therm w/SUT		\$0.011374
Annual Increase, w/SUT - 1,000 therms		\$11.37
Current Bill as of Date		<u>4/1/2026</u>
1,000 Therm Bill at Current Rates		\$2,062.23
1,000 Therm Bill plus IIP Annual Increase		\$2,073.60
% Increase from Current Bill		0.55%

SOUTH JERSEY GAS COMPANY
Infrastructure Investment Program (“IIP”)
Proposed Rates - October 1, 2026
Summary

	2022 Rate Case Base Revenues	2022 Rate Case % of Base Revenues	Revenue Requirement Since Inception	2022 Rate Case Distribution Therms	Pre Tax Rates	Sales Tax 6.625%	Rates w/ Tax
RSG	\$296,888,502	70.8229%	\$11,983,265	279,534,371	\$0.042869	\$0.002840	\$0.045709
GSG	\$85,632,604	20.4277%	\$3,456,376	101,159,292	\$0.034168	\$0.002264	\$0.036432
GSG-LV	\$14,274,373	3.4052%	\$576,154	29,915,047	\$0.019260	\$0.001276	\$0.020536
CTS	\$9,658,003	2.3039%	\$389,825	32,718,178	\$0.011915	\$0.000789	\$0.012704
LVS	\$10,538,931	2.5141%	\$425,381	68,504,303	\$0.006210	\$0.000411	\$0.006621
EGS	\$386,670	0.0922%	\$15,607	1,872,941	\$0.008333	\$0.000552	\$0.008885
EGS-LV	\$741,281	0.1768%	\$29,920	28,223,988	\$0.001060	\$0.000070	\$0.001130
NGV	\$1,066,402	0.2544%	\$43,043	2,901,653	\$0.014834	\$0.000983	\$0.015817
YLS*	\$6,365	0.0015%	\$257	48	\$0.446023	\$0.029549	\$0.475572
SLS*	\$5,146	0.0012%	\$208	36	\$0.480804	\$0.031853	\$0.512657
	<u>\$419,198,277</u>	<u>100.00%</u>	<u>\$16,920,036</u>				

* Installation Charge per month

SOUTH JERSEY GAS COMPANY
Infrastructure Investment Program ("IIP")
Proof of Revenues

	2022 Rate Case			From Inception
	Therms	Units	Pre Tax Rate	Revenue Proof
RSG	279,534,371	Therms	\$0.042869	\$11,983,359
GSG	101,159,292	Therms	\$0.034168	\$3,456,411
GSG-LV	29,915,047	Therms	\$0.019260	\$576,164
CTS	32,718,178	Therms	\$0.011915	\$389,837
LVS	68,504,303	Therms	\$0.006210	\$425,412
EGS	1,872,941	Therms	\$0.008333	\$15,607
EGS-LV	28,223,988	Therms	\$0.001060	\$29,917
NGV	2,901,653	Therms	\$0.014834	\$43,043
YLS, charge per month	48	Per Installation	\$0.446023	\$257
SLS, charge per month	36	Per Installation	\$0.480804	\$208
				<hr/>
				Total
				\$16,920,215
				<hr/>
				Target Revenue from Schedule CLC-1
				\$16,920,036
				<hr/>
				Difference
				\$178

SOUTH JERSEY GAS COMPANY
Infrastructure Investment Program ("IIP")
Conservation Incentive Program ("CIP") Margin Revenue Factor ("MRF")

Classes	CIP Margin Factors Including taxes (\$/ therm) a	less SUT Tax 6.625% b	CIP Margin Factors excluding taxes (\$/ therm) c=a-b
<u>Base Rates As Of April 1, 2026</u>			
RSG Non Heat	\$0.956608	\$0.059438	\$0.897170
RSG Heat	\$0.956608	\$0.059438	\$0.897170
GSG	\$0.771098	\$0.047911	\$0.723187
GSG-LV	\$0.382900	\$0.023791	\$0.359109
<u>IIP Rates</u>			
RSG Non Heat	\$0.045709	\$0.002840	\$0.042869
RSG Heat	\$0.045709	\$0.002840	\$0.042869
GSG	\$0.036432	\$0.002264	\$0.034168
GSG-LV	\$0.020536	\$0.001276	\$0.019260
<u>Combined</u>			
RSG Non Heat	\$1.002317	\$0.062278	\$0.940039
RSG Heat	\$1.002317	\$0.062278	\$0.940039
GSG	\$0.807530	\$0.050175	\$0.757355
GSG-LV	\$0.403436	\$0.025067	\$0.378369

**South Jersey Gas Company
Infrastructure Investment Program ("IIP")
Earnings Test**

January 2025 through December 2025

<u>Equity Balances, per rate case methodology:</u>		
Rate Base	December 2024	\$2,706,514,463
Rate Base	December 2025	<u>\$2,931,072,553</u>
Average		\$2,818,793,508
Approved Equity Ratio ⁽¹⁾		<u>54%</u>
Average Equity		<u>\$1,522,148,494</u>
Net Income Less Incentives		\$ 110,068,359
Adjust for non-recurring (income)/expense, net of tax		<u>\$ 5,781,831</u>
Regulated Jurisdictional Net Income, per tariff		\$ 115,850,190
Actual Return On Equity		7.61%
Rate Case Return On Equity ⁽¹⁾		9.60%
plus 50 Basis Points		<u>0.50%</u>
Allowed Return on Equity for Earnings Test		10.10%

⁽¹⁾ Equals the approval level in BPU Docket No. GR22040253

**South Jersey Gas Company
Infrastructure Investment Program ("IIP")
Statement of Rate Base**

	<u>December 2025</u>	<u>December 2024</u>
Utility Plant In Service (excludes Legal ARO)	\$4,398,020,095	\$4,118,179,358
Accumulated Depreciation	(890,721,699)	(817,266,178)
Non-Legal ARO	(17,386,172)	(18,769,850)
Net Utility Plant	<u>\$3,489,912,223</u>	<u>\$3,282,143,330</u>
Inventories: ⁽¹⁾		
Materials & Supplies	1,047,849	1,066,506
Natural Gas Stored	11,778,868	9,191,291
LNG Stored	2,318,623	2,750,053
Cash Working Capital ⁽²⁾	95,940,100	95,940,100
Customer Deposits ⁽¹⁾	(5,519,650)	(5,204,984)
Customer Advances ⁽¹⁾	(362,182)	(348,673)
Deferred Income Taxes:		
Excess Protected ADIT	(47,728)	(120,784)
Excess ADIT 2017 (TCJA)	(124,486,492)	(127,887,124)
Federal Income Tax	(388,220,148)	(397,536,610)
NJ CBT	(151,288,910)	(153,478,642)
Total Rate Base	<u>\$2,931,072,553</u>	<u>\$2,706,514,463</u>

⁽¹⁾ Represents Thirteen Month Averages of Account Balances.

⁽²⁾ Equals The Approved Level in Docket No. GR22040253

SOUTH JERSEY GAS COMPANY
Infrastructure Investment Program ("IIP")
Actual and Projected In-Service Expenditures

Schedule CLC-5
9+3

Period:	In-Service			In-Service			In-Service			In-Service
	Mains	Services	IIP Program	Independent Monitor	Advanced Leak Detection	In-Service Pre AFUDC	AFUDC Mains	AFUDC Services	AFUDC Total	Total with AFUDC
Program Year Ending										
Jun-26	\$29,858,668	\$10,141,331	\$40,000,000	\$84,000	\$182,376	\$40,266,376	\$119,592	\$12,022	\$131,614	\$40,397,990
Jul-25	\$1,601,129	\$240,641	\$1,841,770	\$7,000	\$0	\$1,848,770	\$13,931	\$657	\$14,588	\$1,863,358
Aug-25	\$1,925,213	\$503,143	\$2,428,356	\$7,000	\$0	\$2,435,356	\$18,807	\$2,774	\$21,581	\$2,456,937
Sep-25	\$1,453,339	\$27,153	\$1,480,492	\$7,000	\$0	\$1,487,492	\$16,798	\$3,644	\$20,442	\$1,507,934
Oct-25	\$3,223,543	\$700,352	\$3,923,894	\$7,000	\$182,376	\$4,113,271	\$32,872	\$4,825	\$37,697	\$4,150,968
Nov-25	\$1,259,637	\$44,444	\$1,304,081	\$7,000	\$0	\$1,311,081	\$34,145	\$1,281	\$35,426	\$1,346,507
Dec-25	\$4,197,268	\$1,200,487	\$5,397,755	\$7,000	\$0	\$5,404,755	\$40,838	\$1,627	\$42,465	\$5,447,219
Jan-26	\$3,828,199	\$1,333,709	\$5,161,908	\$7,000	\$0	\$5,168,908	\$40,766	\$3,239	\$44,005	\$5,212,913
Feb-26	\$2,850,426	\$574,758	\$3,425,184	\$7,000	\$0	\$3,432,184	\$21,631	\$1,123	\$22,754	\$3,454,938
Mar-26	\$4,306,637	\$729,270	\$5,035,907	\$7,000	\$0	\$5,042,907	\$30,326	\$1,604	\$31,930	\$5,074,837
Apr-26	\$4,437,819	\$826,394	\$5,264,212	\$7,000	\$0	\$5,271,212	\$21,370	\$8,745	\$30,115	\$5,301,327
May-26	\$3,694,222	\$2,501,570	\$6,195,792	\$7,000	\$0	\$6,202,792	\$22,340	\$13,495	\$35,835	\$6,238,627
Jun-26	(\$2,918,764)	\$1,459,411	(\$1,459,353)	\$7,000	\$0	(\$1,452,353)	(\$174,232)	(\$30,993)	(\$205,225)	(\$1,657,577)

SOUTH JERSEY GAS COMPANY
Infrastructure Investment Program (“IIP”)
Annualized Depreciation

Schedule CLC-6
9+3

End Date	Depreciation Rates		In-Service Depreciation		Independent Monitor	Leak Detection	Depreciation Expense Pre AFUDC	AFUDC Depreciation		Depreciation Expense W/ AFUDC
	Mains	Services	Mains	Services				AFUDC Mains	AFUDC Services	
Jun-26			\$447,880	\$229,194	\$1,260	\$2,736	\$681,070	\$1,794	\$272	\$683,135
Monthly Spending:										
Jul-25	1.50%	2.26%	\$24,017	\$5,438	\$105	\$0	\$29,560	\$209	\$15	\$29,784
Aug-25	1.50%	2.26%	\$28,878	\$11,371	\$105	\$0	\$40,354	\$282	\$63	\$40,699
Sep-25	1.50%	2.26%	\$21,800	\$614	\$105	\$0	\$22,519	\$252	\$82	\$22,853
Oct-25	1.50%	2.26%	\$48,353	\$15,828	\$105	\$2,736	\$67,022	\$493	\$109	\$67,624
Nov-25	1.50%	2.26%	\$18,895	\$1,004	\$105	\$0	\$20,004	\$512	\$29	\$20,545
Dec-25	1.50%	2.26%	\$62,959	\$27,131	\$105	\$0	\$90,195	\$613	\$37	\$90,844
Jan-26	1.50%	2.26%	\$57,423	\$30,142	\$105	\$0	\$87,670	\$611	\$73	\$88,355
Feb-26	1.50%	2.26%	\$42,756	\$12,990	\$105	\$0	\$55,851	\$324	\$25	\$56,201
Mar-26	1.50%	2.26%	\$64,600	\$16,482	\$105	\$0	\$81,186	\$455	\$36	\$81,677
Apr-26	1.50%	2.26%	\$66,567	\$18,676	\$105	\$0	\$85,349	\$321	\$198	\$85,867
May-26	1.50%	2.26%	\$55,413	\$56,535	\$105	\$0	\$112,054	\$335	\$305	\$112,694
Jun-26	1.50%	2.26%	(\$43,781)	\$32,983	\$105	\$0	(\$10,694)	(\$2,613)	(\$700)	(\$14,008)

SOUTH JERSEY GAS COMPANY
Infrastructure Investment Program ("IIP")
After-Tax Weighted Average Cost of Capital ("WACC")

Type of Capital	Ratios	Cost Rate	Rate of Return ("ROR")	After-Tax WACC
Long-Term Debt	46.00%	3.81%	1.75%	1.26%
Common Equity	<u>54.00%</u>	9.60%	<u>5.18%</u>	<u>5.18%</u>
	<u>100.00%</u>		<u>6.93%</u>	<u>6.44%</u>

SOUTH JERSEY GAS COMPANY
Infrastructure Investment Program ("IIP")
Revenue Expansion Factor

Additional Required Revenue Percentage		100.000%
Percentage Adjustment for Uncollectible Expense		1.343411%
BPU Assessments		0.219021%
Rate Counsel Assessments		<u>0.053774%</u>
Percentage of Income Before State Income Tax		98.38379%
State Income Tax Percentage	9%	<u>8.8545%</u>
Percentage of Income Before Federal Income Tax		89.5293%
Federal Income Tax Percentage	21%	<u>18.801%</u>
Revenue Expansion Factor - Percent		70.7281%
Revenue Expansion Factor - Whole Number		<u><u>1.413865</u></u>

SOUTH JERSEY GAS COMPANY

B.P.U.N.J. No. 14 - GAS

**Twelfth Revised Sheet No. 6
Superseding Eleventh Revised Sheet No. 6**

RESIDENTIAL SERVICE (RSG)

APPLICABLE TO USE OF SERVICE FOR:

All residential purposes. Customer may elect Firm Sales Service or Firm Transportation Service. To be eligible for Firm Transportation Service RSG, a customer must hold clear and marketable title to gas that is made available for delivery to the customer's residence on the Company's system.

CHARACTER OF SERVICE Firm Sales Service and Firm Transportation Service.

MONTHLY RATE: ⁽¹⁾

Customer Charge: \$10.502563 per month

Delivery Charge:

(a) Residential Non-Heating Customers
Firm Sales Service and Firm Transportation Service \$1.460193 per therm

(b) Residential Heating Customers
Firm Sales Service and Firm Transportation Service \$1.360116 per therm

Basic Gas Supply Service ("BGSS") Charge:

All consumption for customers who elect Firm Sales Service. See Rider "A" of this Tariff.

APPLICABLE RIDERS:

Basic Gas Supply Service Clause: BGSS charges are depicted in Rider "A" of this Tariff.

Infrastructure Investment Program The rates set forth above have been adjusted, as is appropriate, pursuant to Rider "B" of this Tariff.

Transportation Initiation Clause: The rates set forth above have been adjusted, as is appropriate, pursuant to Rider "C" of this Tariff.

Societal Benefits Clause: The rates set forth above have been adjusted, as is appropriate, pursuant to Rider "E" of this Tariff.

Temperature Adjustment Clause: The rates set forth above have been adjusted, as is appropriate, pursuant to Rider "F" of this Tariff.

⁽¹⁾ Please refer to Appendix A for components of Monthly Rates and Price to Compare

Issued _____
by South Jersey Gas Company,
B. Schomber, President

Effective with service rendered
on and after _____

Filed pursuant to Order in Docket No. _____ of the Board of
Public Utilities, State of New Jersey, dated _____

SOUTH JERSEY GAS COMPANY

B.P.U.N.J. No. 14 - GAS

**Twelfth Revised Sheet No. 10
Superseding Eleventh Revised Sheet No. 10**

GENERAL SERVICE (GSG)

APPLICABLE TO USE OF SERVICE FOR:

All Commercial and Industrial Customers who would not qualify for any other Rate Schedule. A customer qualifying for service under Rate Schedule GSG may elect either Firm Sales Service or Firm Transportation Service. To be eligible for Firm Transportation Service under this Rate Schedule GSG, a customer must hold clear and marketable title to gas that is made available for delivery to customer's facility on the Company's system.

CHARACTER OF SERVICE:

Firm Sales Service or Firm Transportation Service.

MONTHLY RATE: ⁽¹⁾

Customer Charge:

\$40.496175 per month

Delivery Charges:

Firm Sales Service and Firm Transportation Service \$1.119485 per therm

Basic Gas Supply Service ("BGSS") Charge:

All consumption for customers who elect Firm Sales Service See Rider "A" of this Tariff.

LINE LOSS:

Line Loss shall be 1.43% as provided in Special Provision (o).

APPLICABLE RIDERS:

Basic Gas Supply Service Clause:	BGSS charges are depicted in Rider "A" of this Tariff.
Infrastructure Investment Program	The rates set forth above have been adjusted, as is appropriate, pursuant to Rider "B" of this Tariff.
Transportation Initiation Clause:	The rates set forth above have been adjusted, as is appropriate, pursuant to Rider "C" of this Tariff.
Societal Benefits Clause:	The rates set forth above have been adjusted, as is appropriate, pursuant to Rider "E" of this Tariff.
Temperature Adjustment Clause:	The rates set forth above have been adjusted, as is appropriate, pursuant to Rider "F" of this Tariff.

⁽¹⁾ Please refer to Appendix A for components of Monthly Rates and Price to Compare.

Issued _____ **Effective with service rendered**
by South Jersey Gas Company, **on and after** _____
B. Schomber, President

Filed pursuant to Order in Docket No. _____ of the Board of
Public Utilities, State of New Jersey, dated _____

SOUTH JERSEY GAS COMPANY

B.P.U.N.J. No. 14 - GAS

**Tenth Revised Sheet No. 14
Superseding Eleventh Revised Sheet No. 14**

GENERAL SERVICE – LARGE VOLUME (GSG-LV)

APPLICABLE TO USE OF SERVICE FOR:

All Commercial and Industrial Customers who would not qualify for any other Rate Schedule (other than Rate Schedule GSG), and who has an annualized usage of 100,000 therms or more,. A customer qualifying for service under Rate Schedule GSG-LV may elect either Firm Sales Service or Firm Transportation Service. To be eligible for Firm Transportation Service under this Rate Schedule GSG-LV, a customer must hold clear and marketable title to gas that is made available for delivery to customer’s facility on the Company’s system.

CHARACTER OF SERVICE:

Firm Sales Service or Firm Transportation Service.

MONTHLY RATE: ⁽¹⁾

Customer Charge:

\$264.003500 per month

Delivery Charges:

Firm Sales Service and Firm Transportation Service⁽²⁾

Demand Charge:

D-1FT: \$14.199998 per Mcf of Contract Demand

Volumetric Charge:

\$.720128 per therm

Basic Gas Supply Service (“BGSS”) Charge:

All consumption for customers who elect
Firm Sales Service

See Rider “A” of this Tariff.

LINE LOSS:

Line Loss shall be 1.43% as provided in Special Provision (o).

⁽¹⁾ Please refer to Appendix A for components of Monthly Rates and Price to Compare.

⁽²⁾ See Special Provision (p) of this Rate Schedule GSG-LV, regarding appropriate balancing charges.

Issued _____
by South Jersey Gas Company,
B. Schomber, President

Effective with service rendered
on and after _____

Filed pursuant to Order in Docket No. _____ of the Board of
Public Utilities, State of New Jersey, dated _____

SOUTH JERSEY GAS COMPANY

B.P.U.N.J. No. 14 - GAS

**Tenth Revised Sheet No. 18
Superseding Ninth Revised Sheet No. 18**

COMPREHENSIVE TRANSPORTATION SERVICE (CTS)

APPLICABLE TO USE OF SERVICE FOR:

All customers having a Firm Contract Demand, and an average annual daily Firm usage of 100 Mcf per day or more. To be eligible for service under this Rate Schedule CTS, a customer must hold clear and marketable title to gas that is made available for delivery to customer's facility on the Company's system. Provided, however, that any customer receiving service under this Rate Schedule CTS prior to August 29, 2003 shall continue to be eligible to receive service under this Rate Schedule CTS, notwithstanding the foregoing, if said customers continues to have a Firm Contract Demand of 100 Mcf per day or more. Further provided, however, that if a customer ceases to receive service under this Rate Schedule CTS, and seeks to return to service under this Rate Schedule CTS, said customer must meet all requirements for eligibility as though applying for service in the first instance.

CHARACTER OF SERVICE:

Firm Transportation Service and Limited Firm Transportation Service

MONTHLY RATE: ⁽¹⁾

Firm:

Customer Charge: \$874.996738 per month

Delivery Charges:

Demand Charge: D-1FT: \$37.000048 per Mcf of Contract Demand

Volumetric Charges:

All consumption for customers who elected to transfer from Sales Service to Firm Transportation Service \$.302526 per therm

Limited Firm:

Customer Charge: \$533.125000 per month

Delivery Charges:

Volumetric Charges:

All consumption for customers who elected to transfer from Sales Service to Firm Transportation Service \$.254948 per therm

⁽¹⁾ Please refer to Appendix A for components of Monthly Rates.

Issued _____
by South Jersey Gas Company,
B. Schomber, President

Effective with service rendered
on and after _____

Filed pursuant to Order in Docket No. _____ of the Board of
Public Utilities, State of New Jersey, dated _____

SOUTH JERSEY GAS COMPANY

B.P.U.N.J. No. 14 - GAS

Eleventh Revised Sheet No. 25
Superseding Tenth Revised Sheet No. 25

LARGE VOLUME SERVICE (LVS)

APPLICABLE TO USE OF SERVICE FOR:

Firm Sales Service and Firm Transportation Service pursuant to this Rate Schedule LVS, shall be available to all Industrial Customers with a Contract Demand and a minimum annualized average use of 200 Mcf per day. To be eligible for Firm Transportation Service under this Rate Schedule LVS, a customer must hold clear and marketable title to gas that is made available for delivery to customer's facility on the Company's system.

CHARACTER OF SERVICE:

Firm Sales Service, Limited Firm Sales Service, Firm Transportation Service, and Limited Firm Transportation Service.

MONTHLY RATE: ⁽¹⁾

Firm:

Customer Charge:

\$1,225.003963 per month

Delivery Charge:

Firm Sales Service and Firm Transportation Service

Demand Charge:

D-1FT: \$22.000043 per Mcf of Contract Demand

Volumetric Charge:

\$.264522 per therm

Basic Gas Supply Service ("BGSS") Charge:

Demand Charge:

D-2: \$16.494513 per Mcf of Contract Demand.

Volumetric Charge:

See Rider "A" of this Tariff.

⁽¹⁾ Please refer to Appendix A for components of Monthly Rates.

Issued _____
by South Jersey Gas Company,
B. Schomber, President

Effective with service rendered
on and after _____

Filed pursuant to Order in Docket No. _____ of the Board of
Public Utilities, State of New Jersey, dated _____

SOUTH JERSEY GAS COMPANY

B.P.U.N.J. No. 14 - GAS

**Tenth Revised Sheet No. 26
Superseding Ninth Revised Sheet No. 26**

LARGE VOLUME SERVICE (LVS)
(Continued)

Limited Firm:

Customer Charge:

\$533.125000 per month

Delivery Charge:

Firm Sales Service and Firm Transportation

Volumetric Charge: \$.357700 per therm

Basic Gas Supply Service ("BGSS") Charge:

Applicable to customers who elect Firm Sales Service

Volumetric Charge: See Rider "A" of this Tariff.

PRICE TO COMPARE:

The Company will provide the Price to Compare for an LVS customer, at said customer's request.

LINE LOSS:

Line Loss shall be 1.43% as provided in Special Provision (h).

MINIMUM BILL:

Sum of monthly Customer Charge and monthly Demand Charges, irrespective of use.

Issued _____
by South Jersey Gas Company,
B. Schomber, President

Effective with service rendered
on and after _____

Filed pursuant to Order in Docket No. _____ of the Board of Public
Utilities, State of New Jersey, dated _____

SOUTH JERSEY GAS COMPANY

B.P.U.N.J. No. 14 - GAS

**Twelfth Revised Sheet No. 38
Superseding Eleventh Revised Sheet No. 38**

ELECTRIC GENERATION SERVICE (EGS)

APPLICABLE TO USE OF SERVICE FOR:

Residential, commercial and industrial uses for electric generation facilities (excluding back-up generator equipment); all Prime Movers; and all engine driven equipment (whether or not used for electric generation). Provided, however, that in order to be eligible for this Rate Schedule EGS, a customer must have a Firm Daily Contract Demand of less than 200 Mcf per day; provided, however, that a residential EGS customer will have no Firm Daily Contract Demand. To be eligible for Firm Transportation Service under this Rate Schedule EGS, a customer must hold clear and marketable title to gas that is made available for delivery to customer's facility on the Company's system.

CHARACTER OF SERVICE:

Firm Sales Service and Firm Transportation Service

MONTHLY RATE: ⁽¹⁾⁽²⁾

Residential Customer Charge:

\$10.502563 per month

Residential Delivery Charge

Residential Volumetric Charge: \$.462517 per therm

Commercial and Industrial Customer Charge:

\$91.996050 per month

Commercial and Industrial Delivery Charge:

Commercial and Industrial Demand Charge:

D-1 Charge: \$9.750003 per Mcf of contract

Volumetric Charges:

Winter Season (effective during billing months of November through March):

All Consumption for Firm Sales Service and Firm Transportation Service

\$.449385 per therm

⁽¹⁾ Please refer to Appendix A for components of Monthly Rates.

⁽²⁾ See Special Provision (k) of this Rate Schedule EGS, regarding appropriate balancing charges.

Issued _____
by South Jersey Gas Company,
B. Schomber, President

Effective with service rendered
on and after _____

Filed pursuant to Order in Docket No. _____ of the Board of
Public Utilities, State of New Jersey, dated _____

SOUTH JERSEY GAS COMPANY

B.P.U.N.J. No. 14 - GAS

**Twelfth Revised Sheet No. 39
Superseding Eleventh Revised Sheet No. 39**

**ELECTRIC GENERATION SERVICE (EGS)
(Continued)**

Summer Season (effective during billing months of April through October):

All Consumption for Firm Sales Service and Firm Transportation Service

\$.417397 per therm

Basic Gas Supply Service (“BGSS”) Charge:

Applicable to customers who elect Firm Sales Service

See Rider “A” of this Tariff.

LINE LOSS:

Line Loss shall be 1.43% as provided in Special Provision (p).

APPLICABLE RIDERS:

Basic Gas Supply Service Clause:	BGSS charges are depicted in Rider “A” of this Tariff.
Infrastructure Investment Program	The rates set forth above have been adjusted, as is appropriate, pursuant to Rider “B” of this Tariff.
Societal Benefits Clause:	The rates set forth above have been adjusted, as is appropriate, pursuant to Rider “E” of this Tariff.
Balancing Service Clause	The rates set forth above have been adjusted, as is appropriate, pursuant to Rider “J” of this Tariff. However, also see Special Provision (k) regarding Rider “I”.
Energy Efficiency Tracker:	The rates set forth above have been adjusted, as is appropriate, pursuant to Rider “N” of this Tariff.

TERMS OF PAYMENT:

Payment of all bills must be received in full at the Company's designated office within fifteen (15) days of the billing date; provided however, the Company shall take into account any postal service delays of which the Company is advised. If the fifteenth (15th) day falls on a non-business day, the due date shall be extended to the next business day. Should the customer fail to make payment as specified, the Company may, beginning on the twenty-sixth (26th) day, assess simple interest at a rate equal to the prime rate as published in the Money Rates column in The Wall Street Journal. A late payment charge shall not be assessed on a residential customer, or on State, county or municipal government entities.

Issued _____
by South Jersey Gas Company,
B. Schomber, President

Effective with service rendered
on and after _____

Filed pursuant to Order in Docket No. _____ of the Board of
Public Utilities, State of New Jersey, dated _____

SOUTH JERSEY GAS COMPANY

B.P.U.N.J. No. 14 - GAS

**Twelfth Revised Sheet No. 43
Superseding Eleventh Revised Sheet No. 43**

ELECTRIC GENERATION SERVICE – LARGE VOLUME (EGS-LV)

APPLICABLE TO USE OF SERVICE FOR:

All commercial and industrial electric generation facilities; all Prime Movers and all engine driven equipment (whether or not used for electric generation). Provided, however, that in order to be eligible for this Rate Schedule EGS-LV, a customer must have a Firm Daily Contract Demand of 200 Mcf per day or more. To be eligible for Firm Transportation Service under this Rate Schedule EGS-LVS, a customer must hold clear and marketable title to gas that is made available for delivery to customer's facility on the Company's system.

CHARACTER OF SERVICE:

Firm Sales Service, Firm Transportation Service, Limited Firm Sales Service and Limited Firm Transportation Service.

MONTHLY RATE: ⁽¹⁾

Customer Charge:

\$874.996738 per month

FIRM:

Demand Charges: ⁽²⁾

D-1 \$29.441185 per Mcf of Firm Daily Contract Demand.

D-2 \$16.575946 per Mcf of Firm Daily Contract Demand or \$0 for Firm Transportation customers.

Volumetric Charge:

C-1: \$.193778 per therm of consumption

C-2: As depicted in the Monthly BGSS Subrider of Rider "A" of this Tariff, OR Customer Owned Gas Clause, Rider "D"

Minimum Bill: Monthly D-1 and D-2 charges, irrespective of use.

LIMITED FIRM:

Demand Charge:

D-2 \$8.247257 per Mcf of Limited Firm Daily Contract Demand or \$0 for Limited Firm Transportation customers

Volumetric Charge: ⁽²⁾

C-1: \$.192648 per therm of consumption

C-2: As depicted in the Monthly BGSS Subrider of Rider "A" of this Tariff, OR Customer Owned Gas Clause, Rider "D"

C-3 \$.173700 per therm for all consumption within Limited Firm Contract Demand level.¹

Minimum Bill: Monthly D-2 charge, irrespective of use.

⁽¹⁾ Please refer to Appendix A for components of Monthly Rates.

⁽²⁾ Please refer to Special Provision (j).

Issued _____
by South Jersey Gas Company,
B. Schomber, President

Effective with service rendered
on and after _____

Filed pursuant to Order in Docket No. _____ of the Board of
Public Utilities, State of New Jersey, dated _____

SOUTH JERSEY GAS COMPANY

B.P.U.N.J. No. 14 - GAS

**Fourth Revised Sheet No. 49
Superseding Third Revised Sheet No. 49**

YARD LIGHTING SERVICE (YLS)

APPLICABLE TO USE OF SERVICE FOR:

Gas yard lighting where service is supplied through an installation furnished by the customer and approved by the Company. Each installation shall contain 1 upright mantle or 2 inverted mantles.

This rate is available only to an existing customer receiving service under this Rate Schedule, YLS, and not having other metered Service at the customer's present location as of the effective date of this Tariff.

CHARACTER OF SERVICE:

Firm Sales Service.

MONTHLY RATE:

The monthly charge shall be \$17.201231 per month for each installation.

TERMS OF PAYMENT:

Payment of all bills must be received in full at the Company's designated office within fifteen (15) days of the billing date.

TERM:

Customer may discontinue service upon adequate written notice to the Company.

TERMS AND CONDITIONS:

The General Terms and Conditions of this Tariff are incorporated into this rate schedule and this rate schedule shall be interpreted in accordance therewith.

Issued _____
by South Jersey Gas Company,
B. Schomber, President

Effective with service rendered
on and after _____

Filed pursuant to Order in Docket No. _____ of the Board of
Public Utilities, State of New Jersey, dated _____

SOUTH JERSEY GAS COMPANY

B.P.U.N.J. No. 14 - GAS

**Fourth Revised Sheet No. 50
Superseding Third Revised Sheet No. 50**

STREET LIGHTING SERVICE (SLS)

APPLICABLE TO USE OF SERVICE FOR:

Gas Street lighting where service is supplied through an installation approved by the Company. Each installation shall contain three (3) inverted mantles.

This rate is available only to an existing customer receiving service under this Rate Schedule, SLS, and not having other metered service at the customer's present location as of the effective date of this Tariff.

CHARACTER OF SERVICE:

Firm Sales Service.

MONTHLY RATE:

The Monthly Rate shall be \$20.629455 per month for each installation.

TERMS OF PAYMENT:

Payment of all bills must be received in full at the Company's designated office within fifteen (15) days of the billing date.

TERM:

Customer may discontinue service upon adequate written notice to the Company.

TERMS AND CONDITIONS:

The General Terms and Conditions of this Tariff are incorporated into this rate schedule and this rate schedule shall be interpreted in accordance therewith.

Issued _____
by South Jersey Gas Company,
B. Schomber, President

Effective with service rendered
on and after _____

Filed pursuant to Order in Docket No. _____ of the Board of
Public Utilities, State of New Jersey, dated _____

SOUTH JERSEY GAS COMPANY

B.P.U.N.J. No. 14 - GAS

**Tenth Revised Sheet No. 60
Superseding Ninth Revised Sheet No. 60**

NATURAL GAS VEHICLE (NGV)

APPLICABLE TO:

This service will be available to Commercial and Industrial customers who will utilize natural gas, for the purpose of providing vehicle fuel at Company-operated fueling stations or at separately metered customer-operated fueling stations.

CHARACTER OF SERVICE:

Firm Sales Service or Firm Transportation Service

COMPRESSED NATURAL GAS VEHICLE SERVICE AT COMPANY OPERATED FUELING STATIONS

This part of the service is available for refueling vehicles with compressed natural gas to customers who refuel at Company operated fueling stations. All service at Company operated fueling stations shall be Firm Sales Service. Provided, however, that in the Company's sole discretion, it may allow for Firm Transportation service for a Customer-specific dedicated dispenser or time fill system (separately metered) at a Company operated fueling station.

Rate for Monthly Consumption

Volumetric Charge

C-1: \$0.208465 per therm (\$0.260581 GGE*)

Distribution Charge: \$0.257866 per therm (\$0.322333 GGE*)

Compression Charge: \$0.700000 per therm (\$0.875000 GGE*)

Commodity Charges

All consumption for customers who elected Firm Sales Service

Basic Gas Supply Service ("BGSS") Charge:

See Rider "A" of this Tariff.

BGSS rate * GGE Factor 1.25 = GGE

GGE indicates Gasoline Gallon Equivalent. The gasoline gallon equivalent shall be determined in accordance with local standards. The point of sale price to the Customer shall be displayed in gasoline gallon equivalents at public access dispensers at Company operated fueling stations, and shall be calculated as C-1 + Distribution Charge + Compression Charge + New Jersey Motor Vehicle Fuel Tax + Federal Excise Tax + BGSS.

Commodity charges do not include State of New Jersey Motor vehicle fuel tax and Federal Excise Tax. As of January 1, 2020 these taxes were \$0.105 and \$0.1830 per gallon, respectively and shall be charged at the prevailing rate when applicable. The Company is under no obligation to determine if a customer is exempt from taxation.

Issued _____
by South Jersey Gas Company,
B. Schomber, President

Effective with service rendered
on and after _____

Filed pursuant to Order in Docket No. _____ of the
Board of Public Utilities, State of New Jersey, dated _____

SOUTH JERSEY GAS COMPANY

B.P.U.N.J. No. 14 - GAS

**Tenth Revised Sheet No. 61
Superseding Ninth Revised Sheet No. 61**

**NATURAL GAS VEHICLE (NGV)
(Continued)**

NATURAL GAS VEHICLE SERVICE AT CUSTOMER OPERATED FUELING STATIONS

This part of the service is available for the sale of separately metered uncompressed gas for the use of the customer solely as a vehicle fuel as follows:

The customer agrees to obtain and maintain, at its expense, all necessary certificates, licenses and regulatory approvals and pay all taxes levied on the gas compressed for refueling the customer's vehicles;

If the customer provides natural gas for resale as a motor fuel, the customer will be responsible for collecting and paying all applicable taxes on the gas compressed for resale and on the sale thereof and for the metering of such sale in accordance with local standards and regulations; and

The customer must execute a Standard Gas Service Agreement (NGV) for not less than 12 months and must produce evidence of Land Rights.

Rate for Monthly Consumption

Monthly Customer Charge

The monthly customer charge shall be determined in accordance with the maximum delivery capability requested by the customer.

0-999 Cf/hour	\$39.984400
1,000-4,999 Cf/hour	\$79.968800
5,000-24,999 Cf/hour	\$258.000500
25,000 and greater Cf/hour	\$986.281250

Volumetric Charges

C-1: \$0.208465 per therm (\$0.260581 GGE)

Distribution Charge: \$0.257866 per therm (\$0.322333 GGE)

Basic Gas Supply Service ("BGSS") Charge:

All consumption for customers who elect Firm Sales Service See Rider "A" of this Tariff.

Facilities Charge

All consumption for Customers that elect to have the Company construct Compressed Natural Gas ("CNG") fueling facilities located on Customer's property:

C-2: \$0.294445 (\$0.368056 GGE)

The customer shall pay all related motor vehicle taxes directly to the taxing entity. Such taxes shall be incremental to charges paid to the Company for the cost of receiving service under this rate schedule.

Issued _____
by South Jersey Gas Company,
B. Schomber, President

Effective with service rendered
on and after _____

Filed pursuant to Order in Docket No. _____ of the Board of
Public Utilities, State of New Jersey, dated _____

SOUTH JERSEY GAS COMPANY

B.P.U.N.J. No. 14 – GAS

**Tenth Revised Sheet No. 62
Superseding Ninth Revised Sheet No. 62**

**NATURAL GAS VEHICLE (NGV)
(Continued)**

DELIVERY SERVICE FOR NATURAL GAS VEHICLES

This part of service is available for delivery of customer owned natural gas for use in compression and dispensing equipment at the Customer's premises, as follows:

The customer must purchase under a contract with an initial term of not less than one year an adequate supply of natural gas of a quality acceptable to the Company, and must make arrangements by which such volumes of natural gas can be delivered into the Company's distribution system at the Customer's expense.

By taking service under this part, the Customer warrants that it has good and legal title to all gas supplied to the Company, and agrees to indemnify, defend and hold the Company harmless from any loss, claims or damages in regard to such title.

Rate for Delivery Service

Monthly Customer Charge

The monthly customer charge shall be determined in accordance with the maximum delivery capability requested by the customer.

0-999 Cf/hour	\$39.984400
1,000-4,999 Cf/hour	\$79.968800
5,000-24,999 Cf/hour	\$258.000500
25,000 and greater Cf/hour	\$986.281250

Volumetric Charge

C-1: \$0.208465 per therm (\$0.260581 GGE)

Distribution Charge: \$0.257866 per therm (\$0.322333 GGE)

Facilities Charge

All consumption for Customers that elect to have the Company construct CNG fueling facilities located on Customer's property:

C-2: \$0.294445 per therm (\$0.368056 GGE)

Sales taxes are not included in the above basic charges. The Company is under no obligation to determine if a customer is exempt from taxation. Customers seeking tax exemption must file verification with the Company.

Issued _____
by South Jersey Gas Company,
B. Schomber, President

Effective with service rendered
on and after _____

Filed pursuant to Order in Docket No. _____ of the Board of
Public Utilities, State of New Jersey, dated _____

SOUTH JERSEY GAS COMPANY

B.P.U.N.J. No. 14 - GAS

**Fourth Revised Sheet No. 70
 Superseding Third Revised Sheet No. 70**

RIDER "B"
INFRASTRUCTURE INVESTMENT PROGRAM ("IIP")

Applicable to all customers in classes RSG, GSG, GSG-LV, CTS, LVS, EGS, EGS-LV, NGV, YLS, SLS and Firm Special Contract customers receiving service through the Company's distribution system. Allocations to each rate class will be based upon their level of distribution revenues from the rate design in the Company's most recently approved base rate case. The IIP rate shall be collected on a per therm basis and shall remain in effect until changed by order of the NJBPU.

Incremental Rate Charges per Service Class:

		Per Therm
RSG	Residential	\$0.045709
GSG	General Service	\$0.036432
GSG-LV	General Service - Large Volume	\$0.020536
CTS	Comprehensive Firm Transportation Service	\$0.012704
LVS	Large Volume Service	\$0.006621
EGS	Electric Generation Service	\$0.008885
EGS-LV	Electric Generation Service - Large Volume	\$0.001130
NGV	Natural Gas Vehicle Service	\$0.015817
YLS	Yard Lighting Service – per installation	\$0.475572
SLS	Street Lighting Service – per installation	\$0.512657
Firm Special Contracts		\$0.000000

The charges applicable under this Rider include provision for the New Jersey Sales and Use Tax, and when billed to customers exempt from this tax shall be reduced by the amount of such tax included therein.

The IIP is a (5)-year program to modernize and enhance the reliability and safety of the Company's gas distribution system by replacing its vintage, at-risk facilities which include aging coated steel and vintage plastic mains and related services, as well as the installation of excess flow valves on new service lines. The costs recovered through the IIP Rider rate are based upon the Company's after-tax weighted average cost of capital, depreciation expense, deferred income tax credits and other adjustments as determined by the Board, grossed up by the Company's revenue expansion factor and applicable taxes.

Cost recovery under the IIP is contingent on an earnings test. If the product of the earnings test calculation exceeds the Company's most recently approved ROE by fifty (50) basis points or more, cost recovery under the IIP shall not be allowed. Any disallowance resulting from the earnings test will not be charged to customers in a subsequent IIP filing period, but the Company may seek such recovery in a subsequent base rate case.

Issued _____
 by South Jersey Gas Company,
 B. Schomber, President

Effective with service rendered
 on and after _____

Filed pursuant to Order in Docket No. _____ of the Board of
 Public Utilities, State of New Jersey, dated _____

SOUTH JERSEY GAS COMPANY

B.P.U.N.J. No. 14 - GAS

**Fourth Revised Sheet No. 104
Superseding Third Revised Sheet No. 104**

RIDER "M"
CONSERVATION INCENTIVE PROGRAM (CIP)
(Continued)

rounded to the nearest whole number. Similarly, the Incremental Large Customer Count Adjustment for the GSG-LV customer class for the applicable month shall equal the aggregate connected load for all new active customers that exceed the 50,000 CFH threshold divided by 25,000 CFH, rounded to the nearest whole number.

- (ix) **Margin Revenue Factor** – the Margin Revenue Factor ("MRF") shall be the base rate plus the IIP Rate, as reflected in Appendix A to this Tariff, applicable to the Customer Class Groups to which the CIP applies, net of any applicable Riders, excluding taxes. The MRFs by Customer Class Group are as follows:

Group I (RSG non-heating):	\$0.940039 per therm
Group II (RSG heating):	\$0.940039 per therm
Group III (GSG):	\$0.757355 per therm
Group IV (GSG-LV):	\$0.378369 per therm

- (i) The annual filing for the adjustment to the CIP rate shall be concurrent with the annual filing for BGSS. The CIP factor shall be credited/collected on a per therm basis within the Delivery Charge for all service classifications stated above. The level of BGSS savings referenced in Special Provision (d) to this Rider "M" shall be identified in the annual CIP filing, and serve as an offset to the non-weather related portion of the CIP charge provided in Special Provision (g) to this Rider "M". The Periodic and Monthly BGSS rates identified in Rider "A" to this tariff shall include the BGSS savings, as applicable.

Issued _____
by South Jersey Gas Company,
B. Schomber, President

Effective with service rendered
on and after _____

Filed pursuant to Order in Docket No. _____ of the Board of
Public Utilities, State of New Jersey, dated _____

SOUTH JERSEY GAS COMPANY
 Schedule of Rate Components
 Appendix A - Effective _____

RESIDENTIAL GAS SERVICE (RSG) - NONHEAT CUSTOMER					
	<u>RIDER</u>	<u>RATE</u>	<u>PUA</u>	<u>NJ SALES TAX</u>	<u>TARIFF RATE</u>
CUSTOMER CHARGE		9.850000		0.652563	10.502563
DELIVERY CHARGE (per therm):					
Base Rate		0.897170		0.059438	0.956608
IIP	B	0.042869	0.000000	0.002840	0.045709
TIC	C	0.000937	0.000000	0.000062	0.000999
SBC:					
RAC	E, G	0.061162	0.000000	0.004052	0.065214
CLEP	E, K	0.039198	0.000000	0.002597	0.041795
USF	E	<u>0.024500</u>	<u>0.000000</u>	<u>0.001700</u>	<u>0.026200</u>
Total SBC		<u>0.124860</u>	0.000000	0.008349	<u>0.133209</u>
CIP	M	0.183490	0.000000	0.012156	0.195646
EET	N	0.055746	0.000000	0.003693	0.059439
Balancing Service Charge BS-1	J	0.064322	0.000000	0.004261	0.068583
Balancing Service Charge BUY-OUT PRICE (Applicable to Transportation Customers Only)	J				Rate Set Monthly
TOTAL DELIVERY CHARGE		1.369394	0.000000	0.090799	1.460193
BGSS: (Applicable To Sales Customers Only)	A	0.550954	0.000000	0.036501	0.587455

SOUTH JERSEY GAS COMPANY
 Schedule of Rate Components
 Appendix A - Effective _____

RESIDENTIAL GAS SERVICE (RSG) - HEAT CUSTOMER

	<u>RIDER</u>	<u>RATE</u>	<u>PUA</u>	<u>NJ SALES TAX</u>	<u>TARIFF RATE</u>
CUSTOMER CHARGE		9.850000		0.652563	10.502563
DELIVERY CHARGE (per therm):					
Base Rate		0.897170		0.059438	0.956608
IIP	B	0.042869	0.000000	0.002840	0.045709
TIC	C	0.000937	0.000000	0.000062	0.000999
SBC:					
RAC	E, G	0.061162	0.000000	0.004052	0.065214
CLEP	E, K	0.039198	0.000000	0.002597	0.041795
USF	E	<u>0.024500</u>	<u>0.000000</u>	<u>0.001700</u>	<u>0.026200</u>
Total SBC		0.124860	0.000000	0.008349	0.133209
CIP	M	0.089631	0.000000	0.005938	0.095569
EET	N	0.055746	0.000000	0.003693	0.059439
Balancing Service Charge BS-1	J	0.064322	0.000000	0.004261	0.068583
Balancing Service Charge BUY-OUT PRICE (Applicable to Transportation Customers Only)	J				Rate Set Monthly
Total Delivery Charge		1.275535	0.000000	0.084581	1.360116
BGSS: (Applicable To Sales Customers Only)	A	0.550954	0.000000	0.036501	0.587455

SOUTH JERSEY GAS COMPANY
 Schedule of Rate Components
 Appendix A - Effective _____

GENERAL SERVICE (GSG)					
	<u>RIDER</u>	<u>RATE</u>	<u>PUA</u>	<u>NJ SALES TAX</u>	<u>TARIFF RATE</u>
CUSTOMER CHARGE		37.980000		2.516175	40.496175
DELIVERY CHARGE (per therm):					
Base Rate		0.723187		0.047911	0.771098
IIP	B	0.034168	0.000000	0.002264	0.036432
TIC	C	0.000937	0.000000	0.000062	0.000999
SBC:					
RAC	E, G	0.061162	0.000000	0.004052	0.065214
CLEP	E, K	0.039198	0.000000	0.002597	0.041795
USF	E	<u>0.024500</u>	<u>0.000000</u>	<u>0.001700</u>	<u>0.026200</u>
Total SBC		0.124860	0.000000	0.008349	0.133209
CIP	M	0.046635	0.000000	0.003090	0.049725
EET	N	0.055746	0.000000	0.003693	0.059439
Balancing Service Charge BS-1	J	0.064322	0.000000	0.004261	0.068583
Balancing Service Charge BUY-OUT PRICE (Applicable to Transportation Customers Only)	J				Rate Set Monthly
Total Delivery Charge		1.049855	0.000000	0.069630	1.119485
BGSS: (Applicable To Sales Customers Only using less than 5,000 therms annually)	A	0.550954	0.000000	0.036501	0.587455
BGSS: (Applicable To Sales Customers Only using 5,000 therms annually or greater)	A				RATE SET MONTHLY

SOUTH JERSEY GAS COMPANY
 Schedule of Rate Components
 Appendix A - Effective _____

GENERAL SERVICE-LV (GSG-LV)

	<u>RIDER</u>	<u>RATE</u>	<u>PUA</u>	<u>NJ SALES TAX</u>	<u>TARIFF RATE</u>
CUSTOMER CHARGE		247.600000		16.403500	264.003500
D-1 Demand Charge (Mcf)		13.317700		0.882298	14.199998
DELIVERY CHARGE (per therm):					
Base Rate		0.359109		0.023791	0.382900
IIP	B	0.019260	0.000000	0.001276	0.020536
TIC	C	0.000937	0.000000	0.000062	0.000999
SBC:					
RAC	E, G	0.061162	0.000000	0.004052	0.065214
CLEP	E, K	0.039198	0.000000	0.002597	0.041795
USF	E	<u>0.024500</u>	<u>0.000000</u>	<u>0.001700</u>	<u>0.026200</u>
Total SBC		0.124860	0.000000	0.008349	0.133209
CIP	M	0.051078	0.000000	0.003384	0.054462
EET	N	0.055746	0.000000	0.003693	0.059439
Balancing Service Charge BS-1	J	0.064322	0.000000	0.004261	0.068583
Balancing Service Charge BUY-OUT PRICE (Applicable to Transportation Customers Only)	J				Rate Set Monthly
Total Delivery Charge		0.675312	0.000000	0.044816	0.720128
BGSS: (Applicable Sales Customers Only)	A				RATE SET MONTHLY

SOUTH JERSEY GAS COMPANY
 Schedule of Rate Components
 Appendix A - Effective _____

COMPREHENSIVE TRANSPORTATION SERVICE (CTS)

	<u>RIDER</u>	<u>RATE</u>	<u>PUA</u>	<u>NJ SALES TAX</u>	<u>TARIFF RATE</u>
FIRM					
CUSTOMER CHARGE		820.630000		54.366738	874.996738
D-1 Demand Charge (Mcf)		34.701100		2.298948	37.000048
DELIVERY CHARGE (per therm):					
Base Rate		0.091136		0.006038	0.097174
IIP	B	0.011915	0.000000	0.000789	0.012704
SBC:					
RAC	E, G	0.061162	0.000000	0.004052	0.065214
CLEP	E, K	0.039198	0.000000	0.002597	0.041795
USF	E	<u>0.024500</u>	<u>0.000000</u>	<u>0.001700</u>	<u>0.026200</u>
Total SBC		0.124860	0.000000	0.008349	0.133209
EET	N	0.055746	0.000000	0.003693	0.059439
Total Delivery Charge		0.283657	0.000000	0.018869	0.302526
Balancing Service Charge BS-1	I	0.064322	0.000000	0.004261	0.068583
Balancing Service Charge BS-1 (Opt Out Provision)	I	0.002276	0.000000	0.000151	0.002427
BUY-OUT PRICE					RATE SET MONTHLY
LIMITED FIRM					
CUSTOMER CHARGE		500.000000		33.125000	533.125000
DELIVERY CHARGE (per therm):					
Base Rate		0.058400		0.003900	0.062300
SBC:					
RAC	E, G	0.061162	0.000000	0.004052	0.065214
CLEP	E, K	0.039198	0.000000	0.002597	0.041795
USF	E	<u>0.024500</u>	<u>0.000000</u>	<u>0.001700</u>	<u>0.026200</u>
Total SBC		0.124860	0.000000	0.008349	0.133209
EET	N	0.055746	0.000000	0.003693	0.059439
Total Delivery Charge		0.239006	0.000000	0.015942	0.254948
Balancing Service Charge BS-1	I	0.064322	0.000000	0.004261	0.068583
Balancing Service Charge BS-1 (Opt Out Provision)	I	0.002276	0.000000	0.000151	0.002427
BUY-OUT PRICE					RATE SET MONTHLY

SOUTH JERSEY GAS COMPANY
 Schedule of Rate Components
 Appendix A - Effective _____

LARGE VOLUME SERVICE (LVS)

	<u>RIDER</u>	<u>RATE</u>	<u>PUA</u>	<u>NJ SALES TAX</u>	<u>TARIFF RATE</u>
FIRM					
<u>CUSTOMER CHARGE</u>		1,148.890000		76.113963	1,225.003963
<u>D-1 Demand Charge (Mcf)</u>		20.633100		1.366943	22.000043
<u>D-2 DEMAND BGSS(Applicable to Sales Customers Only)</u>	A	15.469649	0.000000	1.024864	16.494513
<u>DELIVERY CHARGE (per therm):</u>					
Base Rate		0.061199		0.004054	0.065253
IIP	B	0.006210	0.000000	0.000411	0.006621
SBC:					
RAC	E, G	0.061162	0.000000	0.004052	0.065214
CLEP	E, K	0.039198	0.000000	0.002597	0.041795
USF	E	<u>0.024500</u>	<u>0.000000</u>	<u>0.001700</u>	<u>0.026200</u>
Total SBC		0.124860	0.000000	0.008349	0.133209
EET	N	0.055746	0.000000	0.003693	0.059439
Total Delivery Charge		0.248015	0.000000	0.016507	0.264522
Balancing Service Charge BS-1	I	0.064322	0.000000	0.004261	0.068583
Balancing Service Charge BS-1 (Opt Out Provision) (Applicable to Transportation Customers Only)	I	0.002276	0.000000	0.000151	0.002427
Balancing Service Charge CASH OUT CHARGE (CREDIT) (Applicable Transportaton Customers Only)	I				RATE SET MONTHLY
<u>BGSS: (Applicable Sales Customers Only)</u>	A				RATE SET MONTHLY
<u>LIMITED FIRM</u>					
<u>CUSTOMER CHARGE</u>		500.000000		33.125000	533.125000
<u>DELIVERY CHARGE (per therm):</u>					
Base Rate		0.148587		0.009844	0.158431
IIP	B	0.006210	0.000000	0.000411	0.006621
SBC:					
RAC	E, G	0.061162	0.000000	0.004052	0.065214
CLEP	E, K	0.039198	0.000000	0.002597	0.041795
USF	E	<u>0.024500</u>	<u>0.000000</u>	<u>0.001700</u>	<u>0.026200</u>
Total SBC		0.124860	0.000000	0.008349	0.133209
EET	N	0.055746	0.000000	0.003693	0.059439
Total Delivery Charge		0.335403	0.000000	0.022297	0.357700
Balancing Service Charge BS-1	I	0.064322	0.000000	0.004261	0.068583
Balancing Service Charge BS-1 (Opt Out Provision) (Applicable to Transportation Customers Only)	I	0.002276	0.000000	0.000151	0.002427
BUY-OUT PRICE	I				RATE SET MONTHLY

SOUTH JERSEY GAS COMPANY
 Schedule of Rate Components
 Appendix A - Effective _____

FIRM ELECTRIC SALES (FES)					
	<u>RIDER</u>	<u>RATE</u>	<u>PUA</u>	<u>NJ SALES TAX</u>	<u>TARIFF RATE</u>
WINTER					
D-1 DEMAND (MCF) (Rate is negotiated. Shown here is the benchmark rate.)		2.897200		0.191900	3.089100
D-2 DEMAND BGSS(MCF) (Applicable to Sales Customers Only)	A	7.734825	0.000000	0.512432	8.247257
DELIVERY CHARGE (per therm):					
SBC:					
RAC	E, G	0.061162	0.000000	0.004052	0.065214
CLEP	E, K	0.039198	0.000000	0.002597	0.041795
USF	E	<u>0.024500</u>	<u>0.000000</u>	<u>0.001700</u>	<u>0.026200</u>
Total SBC		0.124860	0.000000	0.008349	0.133209
EET	N	0.055746	0.000000	0.003693	0.059439
Total Delivery Charge		0.180606	0.000000	0.012042	0.192648
C-3 All Therms (Rate is negotiated. Shown here is the benchmark rate.)		0.162900		0.010800	0.173700
C-4 Escalator Rate (To be determined as prescribed in the Company's Tariff)					RATE SET MONTHLY
Balancing Service Charge CASH OUT CHARGE (CREDIT) (Applicable to Firm Transportatin Customers Only)	I				RATE SET MONTHLY
BGSS: (Applicable To Sales Customers Only)	A				RATE SET MONTHLY
SUMMER					
D-1 DEMAND (MCF) (Rate is negotiated. Shown here is the benchmark rate.)		2.897200		0.191900	3.089100
D-2 DEMAND BGSS(MCF) (Applicable to Sales Customers Only)	A	7.734825	0.000000	0.512432	8.247257
SBC:					
RAC	E, G	0.061162	0.000000	0.004052	0.065214
CLEP	E, K	0.039198	0.000000	0.002597	0.041795
USF	E	0.024500	0.000000	0.001700	0.026200
EET	N	0.055746	0.000000	0.003693	0.059439
Total Delivery Charge		0.180606	0.000000	0.012042	0.192648
C-3 All Therms (Rate is negotiated. Shown here is the benchmark rate.)		0.162900		0.010800	0.173700
C-4 Escalator Rate (To be determined as prescribed in the Company's Tariff)					RATE SET MONTHLY
Balancing Service Charge CASH OUT CHARGE (CREDIT) (Applicable to Firm Transportatin Customers Only)	I				RATE SET MONTHLY
BGSS: (Applicable To Sales Customers Only)	A				RATE SET MONTHLY

SOUTH JERSEY GAS COMPANY
 Schedule of Rate Components
 Appendix A - Effective _____

<u>ELECTRIC GENERATION SERVICE (EGS) - RESIDENTIAL</u>					
	<u>RIDER</u>	<u>RATE</u>	<u>PUA</u>	<u>NJ SALES TAX</u>	<u>TARIFF RATE</u>
<u>CUSTOMER CHARGE</u>		9.850000		0.652563	10.502563
<u>DELIVERY CHARGE (per therm):</u>					
Base Rate		0.180446		0.011955	0.192401
IIP	B	0.008333	0.000000	0.000552	0.008885
SBC:					
RAC	E, G	0.061162	0.000000	0.004052	0.065214
CLEP	E, K	0.039198	0.000000	0.002597	0.041795
USF	E	<u>0.024500</u>	<u>0.000000</u>	<u>0.001700</u>	<u>0.026200</u>
Total SBC		0.124860	0.000000	0.008349	0.133209
EET	N	0.055746	0.000000	0.003693	0.059439
Balancing Service Charge BS-1	J	0.064322	0.000000	0.004261	0.068583
Total Delivery Charge		0.433707	0.000000	0.028810	0.462517
<u>BGSS: (Applicable To Sales Customers Only)</u>	A	0.550954	0.000000	0.036501	0.587455

SOUTH JERSEY GAS COMPANY
 Schedule of Rate Components
 Appendix A - Effective _____

ELECTRIC GENERATION SERVICE-LV (EGS-LV)					
	<u>RIDER</u>	<u>RATE</u>	<u>PUA</u>	<u>NJ SALES TAX</u>	<u>TARIFF RATE</u>
FIRM					
CUSTOMER CHARGE		820.630000		54.366738	874.996738
D-1 DEMAND (MCF) (Rate is negotiated. Shown here is the benchmark rate.)		27.611897		1.829288	29.441185
D-2 DEMAND BGSS (MCF) (Applicable to Sales Customers Only)	A	15.546022	0.000000	1.029924	16.575946
DELIVERY CHARGE (per therm):					
IIP	B	0.001060	0.000000	0.000070	0.001130
SBC:					
RAC	E, G	0.061162	0.000000	0.004052	0.065214
CLEP	E, K	0.039198	0.000000	0.002597	0.041795
USF	E	<u>0.024500</u>	<u>0.000000</u>	<u>0.001700</u>	<u>0.026200</u>
		0.124860	0.000000	0.008349	0.133209
EET	N	0.055746	0.000000	0.003693	0.059439
Total Delivery Charge		0.181666	0.000000	0.012112	0.193778
Balancing Service Charge BS-1	I	0.064322	0.000000	0.004261	0.068583
Balancing Service Charge BS-1 (Opt Out Provision)	I	0.002276	0.000000	0.000151	0.002427
Balancing Service Charge CASH OUT CHARGE (CREDIT) (Applicable to Firm Transportatin Customers Only)	I				RATE SET MONTHLY
BGSS: (Applicable To Sales Customers Only)	A				RATE SET MONTHLY
LIMITED FIRM					
D-2 DEMAND BGSS(MCF) (Applicable to Sales Customers Only)	A	7.734825	0.000000	0.512432	8.247257
DELIVERY CHARGE (per therm):					
SBC:					
RAC	E, K	0.061162	0.000000	0.004052	0.065214
CLEP	E, G	0.039198	0.000000	0.002597	0.041795
USF	E	<u>0.024500</u>	<u>0.000000</u>	<u>0.001700</u>	<u>0.026200</u>
		0.124860	0.000000	0.008349	0.133209
EET	N	0.055746	0.000000	0.003693	0.059439
Total Delivery Charge		0.180606	0.000000	0.012042	0.192648
C-3 (Rate is negotiated. Shown here is the benchmark rate.)		0.162900		0.010800	0.173700
Balancing Service Charge BS-1	I	0.064322	0.000000	0.004261	0.068583
Balancing Service Charge BS-1 (Opt Out Provision)	I	0.002276	0.000000	0.000151	0.002427
Balancing Service Charge CASH OUT CHARGE (CREDIT) (Applicable to Firm Transportatin Customers Only)	I				RATE SET MONTHLY
BGSS: (Applicable To Sales Customers Only)	A				RATE SET MONTHLY

SOUTH JERSEY GAS COMPANY
 Schedule of Rate Components
 Appendix A - Effective _____

<u>YARD LIGHTING SERVICE (YLS)</u>	<u>RIDER</u>	<u>RATE</u>	<u>PUA</u>	<u>NJ SALES TAX</u>	<u>TARIFF RATE</u>
MONTHLY CHARGE / INSTALL		16.132456		1.068775	17.201231
<u>STREET LIGHTING SERVICE (SLS)</u>					
MONTHLY CHARGE / INSTALL		19.347672		1.281783	20.629455
<u>INTERRUPTIBLE GAS SALES (IGS)</u>					
Commodity					Rate Set Monthly
SBC:					
RAC	E, K	0.061162	0.000000	0.004052	0.065214
USF	E	0.024500	0.000000	0.001700	0.026200
Total SBC:		0.085662	0.000000	0.005752	0.091414
EET	N	0.055746	0.000000	0.003693	0.059439

SOUTH JERSEY GAS COMPANY
 Schedule of Rate Components
 Appendix A - Effective _____

<u>INTERRUPTIBLE TRANSPORTATION (ITS)</u>		<u>RIDER</u>	<u>RATE</u>	<u>PUA</u>	<u>NJ SALES TAX</u>	<u>TARIFF RATE</u>
CUSTOMER CHARGE			500.000000		33.125000	533.125000
TRANSPORTATION CHARGE A			0.078400		0.005200	0.083600
SBC:						
RAC		E, K	0.061162	0.000000	0.004052	0.065214
CLEP		E, G	0.039198	0.000000	0.002597	0.041795
USF		E	<u>0.024500</u>	<u>0.000000</u>	<u>0.001700</u>	<u>0.026200</u>
	Total SBC:		0.124860	0.000000	0.008349	0.133209
EET		N	0.055746	0.000000	0.003693	0.059439
TRANSPORTATION CHARGE B			0.143200		0.009500	0.152700
SBC:						
RAC		E, K	0.061162	0.000000	0.004052	0.065214
CLEP		E, G	0.039198	0.000000	0.002597	0.041795
USF		E	<u>0.024500</u>	<u>0.000000</u>	<u>0.001700</u>	<u>0.026200</u>
	Total SBC:		0.124860	0.000000	0.008349	0.133209
EET		N	0.055746	0.000000	0.003693	0.059439
TRANSPORTATION CHARGE C			0.203200		0.013500	0.216700
SBC:						
RAC		E, K	0.061162	0.000000	0.004052	0.065214
CLEP		E, G	0.039198	0.000000	0.002597	0.041795
USF		E	<u>0.024500</u>	<u>0.000000</u>	<u>0.001700</u>	<u>0.026200</u>
	Total SBC:		0.124860	0.000000	0.008349	0.133209
EET		N	0.055746	0.000000	0.003693	0.059439

SOUTH JERSEY GAS COMPANY
 Schedule of Rate Components
 Appendix A - Effective _____

NATURAL GAS VEHICLE (NGV)		<u>RATE</u>	<u>PUA</u>	<u>NJ SALES TAX</u>	<u>TARIFF RATE</u>
COMPANY OPERATED FUELING STATIONS					
DELIVERY CHARGE (per therm):					
IIP	B	0.014834	0.000000	0.000983	0.015817
SBC					
RAC	E, K	0.061162	0.000000	0.004052	0.065214
CLEP	E, G	0.039198	0.000000	0.002597	0.041795
USF	E	<u>0.024500</u>	<u>0.000000</u>	<u>0.001700</u>	<u>0.026200</u>
	Total SBC:	0.124860	0.000000	0.008349	0.133209
EET	N	0.055746	0.000000	0.003693	0.059439
	Total Delivery Charge	0.195440	0.000000	0.013025	0.208465
	DISTRIBUTION CHARGE	0.241844	0.000000	0.0160220	0.257866
	COMPRESSION CHARGE	0.656506	0.000000	0.043494	0.700000
Balancing Service Charge BS-1	I	0.064322	0.000000	0.004261	0.068583
Balancing Service Charge BS-1 (Opt Out Provision) (Applicable for Transportation Customers Only)	I	0.002276	0.000000	0.000151	0.002427
Balancing Service Charge BS-1	J	0.064322	0.000000	0.004261	0.068583
BGSS: (Applicable To Sales Customers Only)	A				RATE SET MONTHLY
CUSTOMER OPERATED FUELING STATIONS					
CUSTOMER CHARGE					
	0 - 999 CF/hour	37.500000		2.484400	39.984400
	1,000 - 4,999 CF/hour	75.000000		4.968800	79.968800
	5,000 - 24,999 CF/hour	241.970000		16.030500	258.000500
	25,000 or Greater CF/hour	925.000000		61.281250	986.281250
DELIVERY CHARGE (per therm):					
IIP	B	0.014834	0.000000	0.000983	0.015817
SBC					
RAC	E, K	0.061162	0.000000	0.004052	0.065214
CLEP	E, G	0.039198	0.000000	0.002597	0.041795
USF	E	<u>0.024500</u>	<u>0.000000</u>	<u>0.001700</u>	<u>0.026200</u>
	Total SBC:	0.124860	0.000000	0.008349	0.133209
EET	N	0.055746	0.000000	0.003693	0.059439
	Total Delivery Charge	0.195440	0.000000	0.013025	0.208465
	DISTRIBUTION CHARGE	0.241844	0.000000	0.016022	0.257866
Balancing Service Charge BS-1	I	0.064322	0.000000	0.004261	0.068583
Balancing Service Charge BS-1 (Opt Out Provision) (Applicable for Transportation Customers Only)	I	0.002276	0.000000	0.000151	0.002427
Balancing Service Charge BS-1	J	0.064322	0.000000	0.004261	0.068583
BGSS: (Applicable To Sales Customers Only)	A				RATE SET MONTHLY
Facilities Charge (Applicable only to Customers that elect the Company construct Compressed Natural Gas ("CNG") fueling Facilities located on Customer's property)		0.276150		0.018295	0.294445

SOUTH JERSEY GAS COMPANY
Appendix A - Effective

Heat Residential Rate Schedule:

	RSG FSS	RSG-FTS	Difference
BGSS	0.587455	0.000000	0.587455
Base Rate	0.956608	0.956608	0.000000
IIP	0.045709	0.045709	0.000000
CLEP	0.041795	0.041795	0.000000
RAC	0.065214	0.065214	0.000000
CIP	0.095569	0.095569	0.000000
USF	0.026200	0.026200	0.000000
TIC	0.000999	0.000999	0.000000
EET	0.059439	0.059439	0.000000
BSC "J" BS-1	0.068583	0.068583	0.000000
Price to Compare	1.947571	1.360116	0.587455

NonHeat Residential Rate Schedule:

	RSG FSS	RSG-FTS	Difference
BGSS	0.587455	0.000000	0.587455
CIP	0.195646	0.195646	0.000000
Base Rate	0.956608	0.956608	0.000000
IIP	0.045709	0.045709	0.000000
CLEP	0.041795	0.041795	0.000000
RAC	0.065214	0.065214	0.000000
USF	0.026200	0.026200	0.000000
TIC	0.000999	0.000999	0.000000
EET	0.059439	0.059439	0.000000
BSC "J" BS-1	0.068583	0.068583	0.000000
Price to Compare	2.047648	1.460193	0.587455

GSG
(Under 5,000 therms annually)

	GSG FSS	GSG-FTS	Difference
BGSS	0.587455	0.000000	0.587455
CIP	0.049725	0.049725	0.000000
Base Rates	0.771098	0.771098	0.000000
IIP	0.036432	0.036432	0.000000
CLEP	0.041795	0.041795	0.000000
RAC	0.065214	0.065214	0.000000
USF	0.026200	0.026200	0.000000
TIC	0.000999	0.000999	0.000000
EET	0.059439	0.059439	0.000000
BSC "J" BS-1	0.068583	0.068583	0.000000
Price to Compare	1.706940	1.119485	0.587455

GSG
(5,000 therms annually or greater)

	GSG FSS	GSG-FTS	Difference
BGSS	0.520677	0.000000	0.520677
CIP	0.049725	0.049725	0.000000
Base Rates	0.771098	0.771098	0.000000
IIP	0.036432	0.036432	0.000000
CLEP	0.041795	0.041795	0.000000
RAC	0.065214	0.065214	0.000000
USF	0.026200	0.026200	0.000000
TIC	0.000999	0.000999	0.000000
EET	0.059439	0.059439	0.000000
BSC "J" BS-1	0.068583	0.068583	0.000000
Price to Compare	1.640162	1.119485	0.520677

GSG-LV

Prior to 7/15/97

	GSG-LV FSS	GSG-LV-FTS	Difference
BGSS	0.520677	0.000000	0.520677
CIP	0.054462	0.054462	0.000000
Base Rates	0.382900	0.382900	0.000000
IIP	0.020536	0.020536	0.000000
CLEP	0.041795	0.041795	0.000000
RAC	0.065214	0.065214	0.000000
USF	0.026200	0.026200	0.000000
TIC	0.000999	0.000999	0.000000
EET	0.059439	0.059439	0.000000
BSC "J" BS-1	0.068583	0.068583	0.000000
Price to Compare	1.240805	0.720128	0.520677

SOUTH JERSEY GAS COMPANY

B.P.U.N.J. No. 14 - GAS

**Twelfth Revised Sheet No. 6
Superseding Eleventh Revised Sheet No. 6**

RESIDENTIAL SERVICE (RSG)

APPLICABLE TO USE OF SERVICE FOR:

All residential purposes. Customer may elect Firm Sales Service or Firm Transportation Service. To be eligible for Firm Transportation Service RSG, a customer must hold clear and marketable title to gas that is made available for delivery to the customer’s residence on the Company’s system.

CHARACTER OF SERVICE Firm Sales Service and Firm Transportation Service.

MONTHLY RATE: ⁽¹⁾

Customer Charge: \$10.502563 per month

Delivery Charge:

(a) Residential Non-Heating Customers
Firm Sales Service and Firm Transportation Service \$1.448819-460193 per therm

(b) Residential Heating Customers
Firm Sales Service and Firm Transportation Service \$1.348742-360116 per therm

Basic Gas Supply Service (“BGSS”) Charge:

All consumption for customers who elect Firm Sales Service. See Rider “A” of this Tariff.

APPLICABLE RIDERS:

Basic Gas Supply Service Clause: BGSS charges are depicted in Rider “A” of this Tariff.

Infrastructure Investment Program The rates set forth above have been adjusted, as is appropriate, pursuant to Rider “B” of this Tariff.

Transportation Initiation Clause: The rates set forth above have been adjusted, as is appropriate, pursuant to Rider “C” of this Tariff.

Societal Benefits Clause: The rates set forth above have been adjusted, as is appropriate, pursuant to Rider “E” of this Tariff.

Temperature Adjustment Clause: The rates set forth above have been adjusted, as is appropriate, pursuant to Rider “F” of this Tariff.

⁽¹⁾ Please refer to Appendix A for components of Monthly Rates and Price to Compare

Issued _____ **Effective with service rendered**
by South Jersey Gas Company, **on and after** _____
B. Schomber, President
Filed pursuant to Order in Docket No. _____ of the Board of
Public Utilities, State of New Jersey, dated _____

SOUTH JERSEY GAS COMPANY

Twelfth Revised Sheet No. 10

B.P.U.N.J. No. 14 - GAS

Superseding Eleventh Revised Sheet No. 10

GENERAL SERVICE (GSG)

APPLICABLE TO USE OF SERVICE FOR:

All Commercial and Industrial Customers who would not qualify for any other Rate Schedule. A customer qualifying for service under Rate Schedule GSG may elect either Firm Sales Service or Firm Transportation Service. To be eligible for Firm Transportation Service under this Rate Schedule GSG, a customer must hold clear and marketable title to gas that is made available for delivery to customer's facility on the Company's system.

CHARACTER OF SERVICE:

Firm Sales Service or Firm Transportation Service.

MONTHLY RATE: ⁽¹⁾

Customer Charge:

\$40.496175 per month

Delivery Charges:

Firm Sales Service and Firm Transportation Service

\$1.~~110419~~119485 per therm

Basic Gas Supply Service ("BGSS") Charge:

All consumption for customers who elect
Firm Sales Service

See Rider "A" of this Tariff.

LINE LOSS:

Line Loss shall be 1.43% as provided in Special Provision (o).

APPLICABLE RIDERS:

Basic Gas Supply Service Clause:	BGSS charges are depicted in Rider "A" of this Tariff.
Infrastructure Investment Program	The rates set forth above have been adjusted, as is appropriate, pursuant to Rider "B" of this Tariff.
Transportation Initiation Clause:	The rates set forth above have been adjusted, as is appropriate, pursuant to Rider "C" of this Tariff.
Societal Benefits Clause:	The rates set forth above have been adjusted, as is appropriate, pursuant to Rider "E" of this Tariff.
Temperature Adjustment Clause:	The rates set forth above have been adjusted, as is appropriate, pursuant to Rider "F" of this Tariff.

⁽¹⁾ Please refer to Appendix A for components of Monthly Rates and Price to Compare.

**Issued _____
by South Jersey Gas Company,
B. Schomber, President**

**Effective with service rendered
on and after _____**

**Filed pursuant to Order in Docket No. _____ of the Board of
Public Utilities, State of New Jersey, dated _____**

SOUTH JERSEY GAS COMPANY

B.P.U.N.J. No. 14 - GAS

**Tenth Revised Sheet No. 14
Superseding Eleventh Revised Sheet No. 14**

GENERAL SERVICE – LARGE VOLUME (GSG-LV)

APPLICABLE TO USE OF SERVICE FOR:

All Commercial and Industrial Customers who would not qualify for any other Rate Schedule (other than Rate Schedule GSG), and who has an annualized usage of 100,000 therms or more,. A customer qualifying for service under Rate Schedule GSG-LV may elect either Firm Sales Service or Firm Transportation Service. To be eligible for Firm Transportation Service under this Rate Schedule GSG-LV, a customer must hold clear and marketable title to gas that is made available for delivery to customer’s facility on the Company’s system.

CHARACTER OF SERVICE:

Firm Sales Service or Firm Transportation Service.

MONTHLY RATE: ⁽¹⁾

Customer Charge:

\$264.003500 per month

Delivery Charges:

Firm Sales Service and Firm Transportation Service⁽²⁾

Demand Charge:

D-1FT: \$14.199998 per Mcf of Contract Demand

Volumetric Charge:

\$~~.715019~~720128 per therm

Basic Gas Supply Service (“BGSS”) Charge:

All consumption for customers who elect
Firm Sales Service

See Rider “A” of this Tariff.

LINE LOSS:

Line Loss shall be 1.43% as provided in Special Provision (o).

⁽¹⁾ Please refer to Appendix A for components of Monthly Rates and Price to Compare.

⁽²⁾ See Special Provision (p) of this Rate Schedule GSG-LV, regarding appropriate balancing charges.

Issued _____
by South Jersey Gas Company,
B. Schomber, President

Effective with service rendered
on and after _____

Filed pursuant to Order in Docket No. _____ of the Board of
Public Utilities, State of New Jersey, dated _____

SOUTH JERSEY GAS COMPANY

B.P.U.N.J. No. 14 - GAS

**Tenth Revised Sheet No. 18
Superseding Ninth Revised Sheet No. 18**

COMPREHENSIVE TRANSPORTATION SERVICE (CTS)

APPLICABLE TO USE OF SERVICE FOR:

All customers having a Firm Contract Demand, and an average annual daily Firm usage of 100 Mcf per day or more. To be eligible for service under this Rate Schedule CTS, a customer must hold clear and marketable title to gas that is made available for delivery to customer's facility on the Company's system. Provided, however, that any customer receiving service under this Rate Schedule CTS prior to August 29, 2003 shall continue to be eligible to receive service under this Rate Schedule CTS, notwithstanding the foregoing, if said customers continues to have a Firm Contract Demand of 100 Mcf per day or more. Further provided, however, that if a customer ceases to receive service under this Rate Schedule CTS, and seeks to return to service under this Rate Schedule CTS, said customer must meet all requirements for eligibility as though applying for service in the first instance.

CHARACTER OF SERVICE:

Firm Transportation Service and Limited Firm Transportation Service

MONTHLY RATE: ⁽¹⁾

Firm:

Customer Charge: \$874.996738 per month

Delivery Charges:

Demand Charge: D-1FT: \$37.000048 per Mcf of Contract Demand

Volumetric Charges:

All consumption for customers who elected to transfer from Sales Service to Firm Transportation Service per therm \$~~.299365~~-302526

Limited Firm:

Customer Charge: \$533.125000per month

Delivery Charges:

Volumetric Charges:

All consumption for customers who elected to transfer from Sales Service to Firm Transportation Service per therm \$~~.254948~~-254948

⁽¹⁾ Please refer to Appendix A for components of Monthly Rates.

Issued _____
by South Jersey Gas Company,
B. Schomber, President

Effective with service rendered
on and after _____

Filed pursuant to Order in Docket No. _____ of the Board of
Public Utilities, State of New Jersey, dated _____

SOUTH JERSEY GAS COMPANY

B.P.U.N.J. No. 14 - GAS

Eleventh Revised Sheet No. 25
Superseding Tenth Revised Sheet No. 25

LARGE VOLUME SERVICE (LVS)

APPLICABLE TO USE OF SERVICE FOR:

Firm Sales Service and Firm Transportation Service pursuant to this Rate Schedule LVS, shall be available to all Industrial Customers with a Contract Demand and a minimum annualized average use of 200 Mcf per day. To be eligible for Firm Transportation Service under this Rate Schedule LVS, a customer must hold clear and marketable title to gas that is made available for delivery to customer's facility on the Company's system.

CHARACTER OF SERVICE:

Firm Sales Service, Limited Firm Sales Service, Firm Transportation Service, and Limited Firm Transportation Service.

MONTHLY RATE: ⁽¹⁾

Firm:

Customer Charge:

\$1,225.003963 per month

Delivery Charge:

Firm Sales Service and Firm Transportation Service

Demand Charge:

D-1FT: \$22.000043 per Mcf of Contract Demand

Volumetric Charge:

\$~~.262875~~.264522 per therm

Basic Gas Supply Service ("BGSS") Charge:

Demand Charge:

D-2: \$16.494513 per Mcf of Contract Demand.

Volumetric Charge:

See Rider "A" of this Tariff.

⁽¹⁾ Please refer to Appendix A for components of Monthly Rates.

Issued _____
by South Jersey Gas Company,
B. Schomber, President

Effective with service rendered
on and after _____

Filed pursuant to Order in Docket No. _____ of the Board of
Public Utilities, State of New Jersey, dated _____

SOUTH JERSEY GAS COMPANY

B.P.U.N.J. No. 14 - GAS

**Tenth Revised Sheet No. 26
Superseding Ninth Revised Sheet No. 26**

LARGE VOLUME SERVICE (LVS)
(Continued)

Limited Firm:

Customer Charge:

\$533.125000 per month

Delivery Charge:

Firm Sales Service and Firm Transportation

Volumetric Charge:

\$~~356053~~ 357700 per therm

Basic Gas Supply Service ("BGSS") Charge:

Applicable to customers who elect Firm Sales Service

Volumetric Charge:

See Rider "A" of this Tariff.

PRICE TO COMPARE:

The Company will provide the Price to Compare for an LVS customer, at said customer's request.

LINE LOSS:

Line Loss shall be 1.43% as provided in Special Provision (h).

MINIMUM BILL:

Sum of monthly Customer Charge and monthly Demand Charges, irrespective of use.

Issued _____
by South Jersey Gas Company,
B. Schomber, President

Effective with service rendered
on and after _____

Filed pursuant to Order in Docket No. _____ of the Board of Public
Utilities, State of New Jersey, dated _____

SOUTH JERSEY GAS COMPANY

B.P.U.N.J. No. 14 - GAS

**Twelfth Revised Sheet No. 38
Superseding Eleventh Revised Sheet No. 38**

ELECTRIC GENERATION SERVICE (EGS)

APPLICABLE TO USE OF SERVICE FOR:

Residential, commercial and industrial uses for electric generation facilities (excluding back-up generator equipment); all Prime Movers; and all engine driven equipment (whether or not used for electric generation). Provided, however, that in order to be eligible for this Rate Schedule EGS, a customer must have a Firm Daily Contract Demand of less than 200 Mcf per day; provided, however, that a residential EGS customer will have no Firm Daily Contract Demand. To be eligible for Firm Transportation Service under this Rate Schedule EGS, a customer must hold clear and marketable title to gas that is made available for delivery to customer's facility on the Company's system.

CHARACTER OF SERVICE:

Firm Sales Service and Firm Transportation Service

MONTHLY RATE: ⁽¹⁾⁽²⁾

Residential Customer Charge:

\$10.502563 per month

Residential Delivery Charge

Residential Volumetric Charge: \$.~~460307~~462517 per therm

Commercial and Industrial Customer Charge:

\$91.996050 per month

Commercial and Industrial Delivery Charge:

Commercial and Industrial Demand Charge:

D-1 Charge: \$9.750003 per Mcf of contract

Volumetric Charges:

Winter Season (effective during billing months of November through March):

All Consumption for Firm Sales Service and Firm Transportation Service

\$.~~447175~~449385 per therm

⁽¹⁾ Please refer to Appendix A for components of Monthly Rates.

⁽²⁾ See Special Provision (k) of this Rate Schedule EGS, regarding appropriate balancing charges.

Issued _____
by South Jersey Gas Company,
B. Schomber, President

Effective with service rendered
on and after _____

Filed pursuant to Order in Docket No. _____ of the Board of
Public Utilities, State of New Jersey, dated _____

SOUTH JERSEY GAS COMPANY

B.P.U.N.J. No. 14 - GAS

**Twelfth Revised Sheet No. 39
Superseding Eleventh Revised Sheet No. 39**

**ELECTRIC GENERATION SERVICE (EGS)
(Continued)**

Summer Season (effective during billing months of April through October):

All Consumption for Firm Sales Service and Firm Transportation Service

\$~~415187~~417397 per therm

Basic Gas Supply Service (“BGSS”) Charge:

Applicable to customers who elect Firm Sales Service

See Rider “A” of this Tariff.

LINE LOSS:

Line Loss shall be 1.43% as provided in Special Provision (p).

APPLICABLE RIDERS:

Basic Gas Supply Service Clause:

BGSS charges are depicted in Rider “A” of this Tariff.

Infrastructure Investment Program

The rates set forth above have been adjusted, as is appropriate, pursuant to Rider “B” of this Tariff.

Societal Benefits Clause:

The rates set forth above have been adjusted, as is appropriate, pursuant to Rider “E” of this Tariff.

Balancing Service Clause

The rates set forth above have been adjusted, as is appropriate, pursuant to Rider “J” of this Tariff. However, also see Special Provision (k) regarding Rider “I”.

Energy Efficiency Tracker:

The rates set forth above have been adjusted, as is appropriate, pursuant to Rider “N” of this Tariff.

TERMS OF PAYMENT:

Payment of all bills must be received in full at the Company's designated office within fifteen (15) days of the billing date; provided however, the Company shall take into account any postal service delays of which the Company is advised. If the fifteenth (15th) day falls on a non-business day, the due date shall be extended to the next business day. Should the customer fail to make payment as specified, the Company may, beginning on the twenty-sixth (26th) day, assess simple interest at a rate equal to the prime rate as published in the Money Rates column in The Wall Street Journal. A late payment charge shall not be assessed on a residential customer, or on State, county or municipal government entities.

Issued _____
by South Jersey Gas Company,
B. Schomber, President

Effective with service rendered
on and after _____

Filed pursuant to Order in Docket No. _____ of the Board of
Public Utilities, State of New Jersey, dated _____

SOUTH JERSEY GAS COMPANY

B.P.U.N.J. No. 14 - GAS

**Twelfth Revised Sheet No. 43
Superseding Eleventh Revised Sheet No. 43**

ELECTRIC GENERATION SERVICE – LARGE VOLUME (EGS-LV)

APPLICABLE TO USE OF SERVICE FOR:

All commercial and industrial electric generation facilities; all Prime Movers and all engine driven equipment (whether or not used for electric generation). Provided, however, that in order to be eligible for this Rate Schedule EGS-LV, a customer must have a Firm Daily Contract Demand of 200 Mcf per day or more. To be eligible for Firm Transportation Service under this Rate Schedule EGS-LVS, a customer must hold clear and marketable title to gas that is made available for delivery to customer's facility on the Company's system.

CHARACTER OF SERVICE:

Firm Sales Service, Firm Transportation Service, Limited Firm Sales Service and Limited Firm Transportation Service.

MONTHLY RATE: ⁽¹⁾

Customer Charge:

\$874.996738 per month

FIRM:

Demand Charges: ⁽²⁾

D-1 \$29.441185 per Mcf of Firm Daily Contract Demand.

D-2 \$16.575946 per Mcf of Firm Daily Contract Demand or \$0 for Firm Transportation customers.

Volumetric Charge:

C-1: \$.~~493497~~193778 per therm of consumption

C-2: As depicted in the Monthly BGSS Subrider of Rider "A" of this Tariff, OR Customer Owned Gas Clause, Rider "D"

Minimum Bill: Monthly D-1 and D-2 charges, irrespective of use.

LIMITED FIRM:

Demand Charge:

D-2 \$8.247257 per Mcf of Limited Firm Daily Contract Demand or \$0 for Limited Firm Transportation customers

Volumetric Charge: ⁽²⁾

C-1: \$.192648 per therm of consumption

C-2: As depicted in the Monthly BGSS Subrider of Rider "A" of this Tariff, OR Customer Owned Gas Clause, Rider "D"

C-3 \$.173700 per therm for all consumption within Limited Firm Contract Demand level.¹

Minimum Bill: Monthly D-2 charge, irrespective of use.

⁽¹⁾ Please refer to Appendix A for components of Monthly Rates.

⁽²⁾ Please refer to Special Provision (j).

Issued _____
by South Jersey Gas Company,
B. Schomber, President

Effective with service rendered
on and after _____

Filed pursuant to Order in Docket No. _____ of the Board of
Public Utilities, State of New Jersey, dated _____

SOUTH JERSEY GAS COMPANY

B.P.U.N.J. No. 14 - GAS

**Fourth Revised Sheet No. 49
Superseding Third Revised Sheet No. 49**

YARD LIGHTING SERVICE (YLS)

APPLICABLE TO USE OF SERVICE FOR:

Gas yard lighting where service is supplied through an installation furnished by the customer and approved by the Company. Each installation shall contain 1 upright mantle or 2 inverted mantles.

This rate is available only to an existing customer receiving service under this Rate Schedule, YLS, and not having other metered Service at the customer's present location as of the effective date of this Tariff.

CHARACTER OF SERVICE:

Firm Sales Service.

MONTHLY RATE:

The monthly charge shall be \$17.~~082903~~201231 per month for each installation.

TERMS OF PAYMENT:

Payment of all bills must be received in full at the Company's designated office within fifteen (15) days of the billing date.

TERM:

Customer may discontinue service upon adequate written notice to the Company.

TERMS AND CONDITIONS:

The General Terms and Conditions of this Tariff are incorporated into this rate schedule and this rate schedule shall be interpreted in accordance therewith.

Issued _____
by South Jersey Gas Company,
B. Schomber, President

Effective with service rendered
on and after _____

Filed pursuant to Order in Docket No. _____ of the Board of
Public Utilities, State of New Jersey, dated _____

SOUTH JERSEY GAS COMPANY

B.P.U.N.J. No. 14 - GAS

**Fourth Revised Sheet No. 50
Superseding Third Revised Sheet No. 50**

STREET LIGHTING SERVICE (SLS)

APPLICABLE TO USE OF SERVICE FOR:

Gas Street lighting where service is supplied through an installation approved by the Company. Each installation shall contain three (3) inverted mantles.

This rate is available only to an existing customer receiving service under this Rate Schedule, SLS, and not having other metered service at the customer's present location as of the effective date of this Tariff.

CHARACTER OF SERVICE:

Firm Sales Service.

MONTHLY RATE:

The Monthly Rate shall be \$20.~~501899~~629455 per month for each installation.

TERMS OF PAYMENT:

Payment of all bills must be received in full at the Company's designated office within fifteen (15) days of the billing date.

TERM:

Customer may discontinue service upon adequate written notice to the Company.

TERMS AND CONDITIONS:

The General Terms and Conditions of this Tariff are incorporated into this rate schedule and this rate schedule shall be interpreted in accordance therewith.

Issued _____
by South Jersey Gas Company,
B. Schomber, President

Effective with service rendered
on and after _____

Filed pursuant to Order in Docket No. _____ of the Board of
Public Utilities, State of New Jersey, dated _____

SOUTH JERSEY GAS COMPANY

B.P.U.N.J. No. 14 - GAS

**Tenth Revised Sheet No. 60
Superseding Ninth Revised Sheet No. 60**

NATURAL GAS VEHICLE (NGV)

APPLICABLE TO:

This service will be available to Commercial and Industrial customers who will utilize natural gas, for the purpose of providing vehicle fuel at Company-operated fueling stations or at separately metered customer-operated fueling stations.

CHARACTER OF SERVICE:

Firm Sales Service or Firm Transportation Service

COMPRESSED NATURAL GAS VEHICLE SERVICE AT COMPANY OPERATED FUELING STATIONS

This part of the service is available for refueling vehicles with compressed natural gas to customers who refuel at Company operated fueling stations. All service at Company operated fueling stations shall be Firm Sales Service. Provided, however, that in the Company's sole discretion, it may allow for Firm Transportation service for a Customer-specific dedicated dispenser or time fill system (separately metered) at a Company operated fueling station.

Rate for Monthly Consumption

Volumetric Charge

C-1: \$0.~~204529~~208465 per therm (\$0.~~255661~~260581 GGE*)

Distribution Charge: \$0.257866 per therm (\$0.322333 GGE*)

Compression Charge: \$0.700000 per therm (\$0.875000 GGE*)

Commodity Charges

All consumption for customers who elected Firm Sales Service

Basic Gas Supply Service ("BGSS") Charge:

See Rider "A" of this Tariff.
BGSS rate * GGE Factor 1.25 = GGE

GGE indicates Gasoline Gallon Equivalent. The gasoline gallon equivalent shall be determined in accordance with local standards. The point of sale price to the Customer shall be displayed in gasoline gallon equivalents at public access dispensers at Company operated fueling stations, and shall be calculated as C-1 + Distribution Charge + Compression Charge + New Jersey Motor Vehicle Fuel Tax + Federal Excise Tax + BGSS.

Commodity charges do not include State of New Jersey Motor vehicle fuel tax and Federal Excise Tax. As of January 1, 2020 these taxes were \$0.105 and \$0.1830 per gallon, respectively and shall be charged at the prevailing rate when applicable. The Company is under no obligation to determine if a customer is exempt from taxation.

Issued _____
by South Jersey Gas Company,
B. Schomber, President

Effective with service rendered
on and after _____

Filed pursuant to Order in Docket No. _____ of the
Board of Public Utilities, State of New Jersey, dated _____

SOUTH JERSEY GAS COMPANY

B.P.U.N.J. No. 14 - GAS

**Tenth Revised Sheet No. 61
Superseding Ninth Revised Sheet No. 61**

**NATURAL GAS VEHICLE (NGV)
(Continued)**

NATURAL GAS VEHICLE SERVICE AT CUSTOMER OPERATED FUELING STATIONS

This part of the service is available for the sale of separately metered uncompressed gas for the use of the customer solely as a vehicle fuel as follows:

The customer agrees to obtain and maintain, at its expense, all necessary certificates, licenses and regulatory approvals and pay all taxes levied on the gas compressed for refueling the customer's vehicles;

If the customer provides natural gas for resale as a motor fuel, the customer will be responsible for collecting and paying all applicable taxes on the gas compressed for resale and on the sale thereof and for the metering of such sale in accordance with local standards and regulations; and

The customer must execute a Standard Gas Service Agreement (NGV) for not less than 12 months and must produce evidence of Land Rights.

Rate for Monthly Consumption

Monthly Customer Charge

The monthly customer charge shall be determined in accordance with the maximum delivery capability requested by the customer.

0-999 Cf/hour	\$39.984400
1,000-4,999 Cf/hour	\$79.968800
5,000-24,999 Cf/hour	\$258.000500
25,000 and greater Cf/hour	\$986.281250

Volumetric Charges

C-1: \$0.~~204529-208465~~ per therm (\$0.~~255661-260581~~ GGE)

Distribution Charge: \$0.257866 per therm (\$0.322333 GGE)

Basic Gas Supply Service ("BGSS") Charge:

All consumption for customers who elect Firm Sales Service See Rider "A" of this Tariff.

Facilities Charge

All consumption for Customers that elect to have the Company construct Compressed Natural Gas ("CNG") fueling facilities located on Customer's property:

C-2: \$0.294445 (\$0.368056 GGE)

The customer shall pay all related motor vehicle taxes directly to the taxing entity. Such taxes shall be incremental to charges paid to the Company for the cost of receiving service under this rate schedule.

**Issued _____
by South Jersey Gas Company,
B. Schomber, President**

**Effective with service rendered
on and after _____**

**Filed pursuant to Order in Docket No. _____ of the Board of
Public Utilities, State of New Jersey, dated _____**

SOUTH JERSEY GAS COMPANY

B.P.U.N.J. No. 14 – GAS

**Tenth Revised Sheet No. 62
Superseding Ninth Revised Sheet No. 62**

**NATURAL GAS VEHICLE (NGV)
(Continued)**

DELIVERY SERVICE FOR NATURAL GAS VEHICLES

This part of service is available for delivery of customer owned natural gas for use in compression and dispensing equipment at the Customer’s premises, as follows:

The customer must purchase under a contract with an initial term of not less than one year an adequate supply of natural gas of a quality acceptable to the Company, and must make arrangements by which such volumes of natural gas can be delivered into the Company’s distribution system at the Customer’s expense.

By taking service under this part, the Customer warrants that it has good and legal title to all gas supplied to the Company, and agrees to indemnify, defend and hold the Company harmless from any loss, claims or damages in regard to such title.

Rate for Delivery Service

Monthly Customer Charge

The monthly customer charge shall be determined in accordance with the maximum delivery capability requested by the customer.

0-999 Cf/hour	\$39.984400
1,000-4,999 Cf/hour	\$79.968800
5,000-24,999 Cf/hour	\$258.000500
25,000 and greater Cf/hour	\$986.281250

Volumetric Charge

C-1: \$0.~~204529~~208465 per therm (\$0.~~255661~~260581 GGE)

Distribution Charge: \$0.257866 per therm (\$0.322333 GGE)

Facilities Charge

All consumption for Customers that elect to have the Company construct CNG fueling facilities located on Customer’s property:

C-2: \$0.294445 per therm (\$0.368056 GGE)

Sales taxes are not included in the above basic charges. The Company is under no obligation to determine if a customer is exempt from taxation. Customers seeking tax exemption must file verification with the Company.

Issued _____
by South Jersey Gas Company,
B. Schomber, President

Effective with service rendered
on and after _____

Filed pursuant to Order in Docket No. _____ of the Board of
Public Utilities, State of New Jersey, dated _____

SOUTH JERSEY GAS COMPANY

Fourth Revised Sheet No. 70

B.P.U.N.J. No. 14 - GAS

Superseding Third Revised Sheet No. 70

RIDER "B"
INFRASTRUCTURE INVESTMENT PROGRAM ("IIP")

Applicable to all customers in classes RSG, GSG, GSG-LV, CTS, LVS, EGS, EGS-LV, NGV, YLS, SLS and Firm Special Contract customers receiving service through the Company's distribution system. Allocations to each rate class will be based upon their level of distribution revenues from the rate design in the Company's most recently approved base rate case. The IIP rate shall be collected on a per therm basis and shall remain in effect until changed by order of the NJBPU.

Incremental Rate Charges per Service Class:

		Per Therm
RSG	Residential	\$0. 034335 045709
GSG	General Service	\$0. 02736603 6432
GSG-LV	General Service - Large Volume	\$0. 01542702 0536
CTS	Comprehensive Firm Transportation Service	\$0. 00954301 2704
LVS	Large Volume Service	\$0. 00497400 6621
EGS	Electric Generation Service	\$0. 00667500 8885
EGS-LV	Electric Generation Service - Large Volume	\$0. 00084900 1130
NGV	Natural Gas Vehicle Service	\$0. 01188101 5817
YLS	Yard Lighting Service – per installation	\$0. 35724447 5572
SLS	Street Lighting Service – per installation	\$0. 38510151 2657
Firm Special Contracts		\$0.000000

The charges applicable under this Rider include provision for the New Jersey Sales and Use Tax, and when billed to customers exempt from this tax shall be reduced by the amount of such tax included therein.

The IIP is a (5)-year program to modernize and enhance the reliability and safety of the Company's gas distribution system by replacing its vintage, at-risk facilities which include aging coated steel and vintage plastic mains and related services, as well as the installation of excess flow valves on new service lines. The costs recovered through the IIP Rider rate are based upon the Company's after-tax weighted average cost of capital, depreciation expense, deferred income tax credits and other adjustments as determined by the Board, grossed up by the Company's revenue expansion factor and applicable taxes.

Cost recovery under the IIP is contingent on an earnings test. If the product of the earnings test calculation exceeds the Company's most recently approved ROE by fifty (50) basis points or more, cost recovery under the IIP shall not be allowed. Any disallowance resulting from the earnings test will not be charged to customers in a subsequent IIP filing period, but the Company may seek such recovery in a subsequent base rate case.

Issued _____
 by South Jersey Gas Company,
 B. Schomber, President

Effective with service rendered
 on and after _____

Filed pursuant to Order in Docket No. _____ of the Board of
 Public Utilities, State of New Jersey, dated _____

SOUTH JERSEY GAS COMPANY

B.P.U.N.J. No. 14 - GAS

**Fourth Revised Sheet No. 104
Superseding Third Revised Sheet No. 104**

RIDER "M"
CONSERVATION INCENTIVE PROGRAM (CIP)
(Continued)

rounded to the nearest whole number. Similarly, the Incremental Large Customer Count Adjustment for the GSG-LV customer class for the applicable month shall equal the aggregate connected load for all new active customers that exceed the 50,000 CFH threshold divided by 25,000 CFH, rounded to the nearest whole number.

- (ix) **Margin Revenue Factor** – the Margin Revenue Factor ("MRF") shall be the base rate plus the IIP Rate, as reflected in Appendix A to this Tariff, applicable to the Customer Class Groups to which the CIP applies, net of any applicable Riders, excluding taxes. The MRFs by Customer Class Group are as follows:

Group I (RSG non-heating):	\$0. 929372 - 940039 per therm
Group II (RSG heating):	\$0. 929372 - 940039 per therm
Group III (GSG):	\$0. 748853 - 757355 per therm
Group IV (GSG-LV):	\$0. 373577 - 378369 per therm

- (i) The annual filing for the adjustment to the CIP rate shall be concurrent with the annual filing for BGSS. The CIP factor shall be credited/collected on a per therm basis within the Delivery Charge for all service classifications stated above. The level of BGSS savings referenced in Special Provision (d) to this Rider "M" shall be identified in the annual CIP filing, and serve as an offset to the non-weather related portion of the CIP charge provided in Special Provision (g) to this Rider "M". The Periodic and Monthly BGSS rates identified in Rider "A" to this tariff shall include the BGSS savings, as applicable.

Issued _____
by South Jersey Gas Company,
B. Schomber, President

Effective with service rendered
on and after _____

Filed pursuant to Order in Docket No. _____ of the Board of
Public Utilities, State of New Jersey, dated _____

SOUTH JERSEY GAS COMPANY
STATEMENTS OF INCOME
(In Thousands)

Year Ended
December 31




**South Jersey Gas Company
Balance Sheet**

**As of December 31,
2025**



**South Jersey Gas Company
Balance Sheet**

**As of December 31,
2025**



**BEFORE THE
NEW JERSEY BOARD OF PUBLIC UTILITIES**

DIRECT TESTIMONY

OF

BRIAN J. RITZ

Senior Director of Field & Construction Operations

**On Behalf Of
South Jersey Gas Company**

April 30, 2026

1 **I. INTRODUCTION**

2 **Q. PLEASE STATE YOUR NAME, AFFILIATION AND BUSINESS ADDRESS.**

3 **A.** My name is Brian J. Ritz, and I am the Senior Director of Field and Construction
4 Operations for South Jersey Gas Company (“SJG” or the “Company”). My business
5 address is One South Jersey Place, Atlantic City, New Jersey 08401

6 **Q. PLEASE DESCRIBE YOUR PROFESSIONAL RESPONSIBILITIES.**

7 **A.** As Senior Director of Field and Construction Operations for the Company, I oversee
8 SJG’s project management for the installation of distribution infrastructure by the
9 Company’s construction contractors. I also have oversight of the employees engaged
10 in the maintenance and emergency repair of SJG’s distribution infrastructure and leak
11 response. I am responsible for managing the capital and operating budgets for the
12 installation and maintenance of distribution infrastructure and I support and provide
13 guidance for the Company’s management team in scheduling, budgeting, forecasting,
14 and executing construction projects.

15 **Q. WHAT ARE YOUR PROFESSIONAL AND EDUCATIONAL**
16 **QUALIFICATIONS?**

17 **A.** I am a 2001 graduate of Rutgers, the State University of New Jersey, with a Bachelor
18 of Science Degree in Civil Engineering. I began my career in July 2001 with Adams,
19 Rehmann & Heggan Associates Inc., a consulting engineering firm, as an Engineering
20 Project Manager. In December 2007, I began working as a Project Manager with
21 Marandino Concrete Company, primarily involved in heavy highway construction. I
22 joined the Company in June 2009 as a Construction Supervisor. I became Manager of
23 Operations in 2010 and Manager, New Business & Compliance Design in 2017. In

1 July 2018, I was promoted to General Manager, Contract Construction and in April
2 2019 was promoted to Director, Construction Operations. I was awarded my current
3 role of Senior Director of Field & Construction Operations in March 2022.

4 **Q. WHAT IS THE PURPOSE OF YOUR TESTIMONY?**

5 **A.** My testimony provides the status of both the actual in-service investments that were
6 made from July 1, 2025 through March 31, 2026 and those which are projected to be
7 made from April 1, 2026 through June 30, 2026 as part of the Company's Infrastructure
8 Investment Program ("IIP") approved by the New Jersey Board of Public Utilities
9 ("BPU" or "Board") by order dated June 8, 2022 in Docket No. GR201107267 ("IIP
10 Order") ("9+3 Filing"). In accordance with the IIP Order, the Company will provide a
11 12+0 Update by July 15, 2026 that contains actual in-service investments through June
12 30, 2026. My testimony also provides certain information responsive to the Minimum
13 Filing Requirements ("MFRs") required to be provided in this filing by the IIP Order.

14 **Q. DOES YOUR TESTIMONY INCLUDE ANY ILLUSTRATIVE SCHEDULES?**

15 **A.** Yes. My testimony includes the following schedules that were prepared by me or under
16 my direction and supervision:

17 Schedule BJR-1: SJG's actual Baseline Capital Spending for the recovery
18 period (MFR-3);

19 Schedule BJR-2: SJG's overall approved IIP capital budget, including
20 Construction Work In Progress ("CWIP") and In-
21 Service amounts, broken down by major categories,
22 including both budgeted and actual amounts (MFR-4);

23 Schedule BJR-3: IIP Project information, including the original project
24 budget, CWIP expenditures incurred to date, status of

1 construction work completed to date, and estimated or
2 actual construction completion date. (MFR-5, parts a-c).

3 **II. OVERVIEW OF IIP**

4 **Q. PLEASE PROVIDE AN OVERVIEW OF THE COMPANY'S IIP.**

5 **A.** Under the IIP, the Company is authorized to invest up to \$200 million (“IIP Capital
6 Investment Cap”) in the Company’s gas distribution system over the five (5) year
7 period, July 1, 2022 through June 30, 2027, to replace up to 250 miles of pre-code
8 coated steel and pre-1971 vintage Aldyl-A mains and services as well as the installation
9 of excess flow valves (“EFVs”) on new service lines (“IIP Projects”). This filing
10 reflects investments associated with in-service IIP Projects during year 4 of the IIP,
11 which is the period July 1, 2025 through June 30, 2026 (“Program Year 4”). Actual
12 values are included for the period July 1, 2025 through March 31, 2026 and forecasted
13 values for April 1, 2026, through June 30, 2026.

14 **Q. WHAT IS THE DERIVATION OF THE IIP CAPITAL INVESTMENT CAP?**

15 **A.** The IIP Capital Investment Cap is derived by applying a cost per mile cap of \$0.8
16 million per mile to the IIP mileage cap of 250 miles over the five (5) year term of the
17 IIP. The IIP Capital Investment Cap excludes Allowance for Funds Used During
18 Construction (“AFUDC”) and the costs of the independent monitor and the methane
19 leak study, discussed further below.

20 **III. STATUS OF IIP PROJECTS**

21 **Q. PLEASE DESCRIBE THE PROGRAM YEAR 4 IIP PROJECTS THAT SOUTH**
22 **JERSEY GAS COMPANY ANTICIPATES WILL BE PLACED IN-SERVICE**
23 **BY JUNE 30, 2026.**

1 A. With respect to Program Year 4 IIP Projects, as of March 31, 2026, the Company
2 invested \$37.3 million in CWIP, of which \$30.0 million was placed in-service,
3 excluding AFUDC. As of March 31, 2026, the Company has placed in service 23.2
4 miles of main, 1,046 services and associated EFVs on new service lines. These
5 investments include mains, services and EFV installations located in SJG's Atlantic,
6 Cape May, Cumberland, Glassboro, and Waterford Divisions. The Company
7 anticipates that during Program Year 4 it will have placed in service a total of \$54.4
8 million, excluding AFUDC and the costs of the independent monitor and methane leak
9 survey. It is anticipated that Program Year 4 IIP Projects will consist of a total
10 installation of 50 miles of main, 2,078 services and associated EFVs on new service
11 lines. See Schedules BJR-2 and BJR-3 for IIP budget information, expenditures
12 incurred to date for in-service IIP Projects and Program Year 4 IIP Project completion
13 dates.

14 As required by the IIP Order, the IIP Projects and amounts are incremental to
15 the Company's normal capital spending budget. The Company's forecasted Baseline
16 Capital Spending for Program Year 4 is reflected in Schedule BJR-1.

17 **Q. DO THE IN-SERVICE AMOUNTS REFLECTED IN THIS FILING EXCEED**
18 **\$20 MILLION AS REQUIRED BY THE IIP ORDER?**

19 A. Yes. Under the IIP Order, SJG shall make annual filings to recover IIP costs when
20 eligible in-service amounts exceed 10% of total program spending. As noted above,
21 SJG projects a total of \$54.4 million of in-service IIP Projects as of June 30, 2026.

22 **Q. IN ACCORDANCE WITH MFR NUMBER 5.d, PLEASE DISCUSS THE**
23 **ANTICIPATED IIP TIMELINE, ESTIMATED COMPLETION DATE AND**
24 **ANY UNANTICIPATED CHANGES.**

1 A. As noted above, the IIP timeline is from July 1, 2022 through June 30, 2027. All IIP
2 Projects are expected to be completed by June 30, 2027. SJG does not anticipate any
3 changes to the IIP Projects at this time. See Schedule BJR-3 for further information
4 regarding Program Year 4 Projects status and completion dates.

5 **IV. PRIORITIZATION OF PROJECTS**

6 **Q. HOW HAS THE COMPANY PRIORITIZED THE IIP PROJECTS?**

7 A. As required by the IIP Order, the IIP Projects are prioritized utilizing SJG's
8 Distribution Integrity Management Plan ("DIMP"), which is a risk-based process
9 followed by the Company. SJG also considers additional factors such as construction,
10 efficiencies, logistics and other risk factors within SJG's discretion, including the
11 prioritization ranking methodology within the Company's DIMP. Furthermore, and
12 similar to prior program years, the Company has introduced projects within Year 4 of
13 the program based on the results of the methane leak survey ("ALD Survey").

14 **Q. HAS THE COMPANY COMPLETED AN ALD SURVEY FOR SOUTH**
15 **JERSEY GAS COMPANY'S TARGETED IIP MILES USING ALD+**
16 **TECHNOLOGY?**

17 A. Within Year 1 of the program, SJG began its due diligence of understanding the ALD+
18 technology and engaged with outside contractors experienced and specializing in
19 ALD+ technology. SJG ultimately contracted with Picarro to complete the ALD
20 Survey on the IIP Inventory. As noted above, the Company has utilized this data as an
21 additional prioritization factor for the IIP Projects commencing in Program Year 2 and
22 will continue to do so through Program Year 5 as outlined in the IIP Order. The
23 Company concluded its last portion of the required ALD+ Surveys in 2025. As

1 authorized by the IIP Order, any costs of the survey are reflected in the cost recovery
2 sought by this filing and supported by Company witness Cindy L. Capozzoli.

3 **V. EFFECTIVENESS OF IIP AND OPEN LEAK INVENTORY REDUCTION**

4 **Q. IN ACCORDANCE WITH MFR NUMBER 5.e., PLEASE DISCUSS THE**
5 **EFFECTIVENESS OF THE IIP IN IMPROVING SYSTEM PERFORMANCE,**
6 **INCLUDING IDENTIFICATION OF IMPROVED FACILITIES.**

7 **A.** As reflected above, as of March 31, 2026, the Company has placed in service 23.2
8 miles of mains and approximately 1,046 services. The replacement of these facilities
9 has and will enhance the Company’s distribution system safety and reliability to the
10 benefit of SJG’s customers. The IIP work will also support the environment by helping
11 to reduce SJG’s open leak inventory and prevent future leak promulgation.

12 **Q. HAS THE COMPANY ENGAGED AN INDEPENDENT MONITOR THAT**
13 **REVIEWS AND REPORTS ON THE EFFECTIVENESS OF THE IIP TO**
14 **BOARD STAFF AND RATE COUNSEL?**

15 **A.** Yes, as required by the IIP Order, following consultation with Board Staff and the New
16 Jersey Division of Rate Counsel (“Rate Counsel”), SJG retained Jerry May to serve as
17 the Independent Monitor in December 2022. In the first quarter of 2026, the
18 Independent Monitor completed the report for the semi-annual period ending
19 December 31, 2025, and found that the IIP Projects were effectively meeting IIP
20 objectives and that they were cost effective and efficient. The Independent Monitor’s
21 results were reported to Board Staff and Rate Counsel. As discussed by Ms. Capozzoli,
22 the Independent Monitor costs are reflected in the cost recovery sought by this filing
23 as authorized by the IIP Order.

1 **Q. HAS THE COMPANY ADDRESSED THE ADVANCED LEAK DETECTION**
2 **REPORTING REQUIREMENTS OF APPENDIX A, PAGE 2 OF 2, OF**
3 **STIPULATION APPROVED BY THE IIP ORDER, IN THIS FILING?**

4 **A.** Per Appendix A, page 2 of 2 of Stipulation approved by the IIP Order, following the
5 IIP years ending June 30, 2024 and in all subsequent IIP years, the Company will report
6 gas leak density (collected through ALD+ surveys and other surveys) by census tracts
7 and census blocks. In addition, the Company will analyze whether overburdened
8 communities in its service territory as defined by the New Jersey Department of
9 Environmental Protection are subject to greater leak density than surrounding
10 communities and develop a plan and program to address any disproportionate
11 circumstances. The Company will also submit any such plans to the Parties to the IIP
12 Order for comment. Any disputes as to the Company's plans will be submitted to the
13 Board for resolution.

14 In its Program Year 3 12+0 Update filing made with the Board on July 15, 2025,
15 the Company provided an analysis summarizing the effects on overburdened
16 communities for data collected through the end of Program Year 3. It further provided
17 results of the last ALD+ Survey in the Company's semi-annual report for Program Year
18 4 filed with the Board on February 13, 2026. The Company will provide a final report
19 with respect to overburdened communities for Program Year 4 in accordance with the
20 IIP Order in its 12+0 Update filing to be filed with the Board on or before July 15,
21 2026.

22 **VI. BASELINE CAPITAL SPENDING**

23 **Q. PLEASE PROVIDE AN OVERVIEW OF THE COMPANY'S BASELINE**
24 **CAPITAL SPENDING REQUIREMENTS.**

1 A. Per the IIP Order, the Company is required to maintain Baseline Capital Spending
2 amounts consisting of (1) a Total Capital Baseline Spend and (2) an IIP Baseline Spend.
3 These Baseline Capital Spending amounts are not recoverable through the IIP recovery
4 mechanism, but the Company shall seek recovery of these Baseline Capital Spending
5 amounts in a base rate case.

6 **Q. PLEASE DESCRIBE THE TOTAL CAPITAL BASELINE SPEND**
7 **REQUIREMENT.**

8 A. Per the IIP Order, the Total Capital Baseline Spend must equal an average annual
9 amount of \$88.7 million per IIP year or \$443.5 million over the five (5) year IIP
10 investment period from July 1, 2022 through June 30, 2027. The specific capital
11 investments made by the Company as part of the Total Capital Baseline Spend are
12 within the discretion of SJG and include certain investments that are excluded from the
13 IIP, such as relocation of meters, amongst other costs, as well as costs in excess of the
14 \$0.8 million per mile cap. The Company may also include up to \$46 million in new
15 business expenditures in Total Capital Baseline Spend.

16 **Q. IS THE COMPANY IN COMPLIANCE WITH ITS TOTAL CAPITAL**
17 **BASELINE SPEND REQUIREMENT?**

18 A. Yes. As reflected on Schedule BJR-1, the Company anticipates Total Capital Baseline
19 Spend of \$125.7 million for the period ending June 30, 2026, with new business
20 spending included at the cap of \$46 million per IIP year.

21 **Q. PLEASE DESCRIBE THE IIP BASELINE SPEND REQUIREMENT.**

22 A. The IIP Baseline Spend amount must equal \$4 million per IIP year or \$20 million over
23 the five (5) year IIP investment period beginning July 1, 2022 through June 30, 2027.

1 The IIP Baseline Spend consists of expenditures on projects similar to those eligible
2 for recovery under the IIP.

3 **Q. IS THE COMPANY IN COMPLIANCE WITH THE IIP BASELINE SPEND**
4 **REQUIREMENT?**

5 **A.** Yes. As reflected on Schedule BJR-1, the Company anticipates IIP Baseline Spend of
6 \$4.6 million during Program Year 4 ending June 30, 2026.

7 **Q. HAS ANY FUNDING OR CREDIT FROM ANY STATE OR FEDERAL**
8 **ACTION OR PROGRAM BECOME AVAILABLE TO THE COMPANY**
9 **THROUGH THE FEDERAL GOVERNMENT, STATE OF NEW JERSEY, A**
10 **COUNTY OR MUNICIPALITY FOR PROJECT REIMBURSEMENT**
11 **RELATED TO THE IIP OR THE ALD+ SURVEY WORK?**

12 **A.** No.

13 **Q. DOES THIS CONCLUDE YOUR TESTIMONY AT THIS TIME?**

14 **A.** Yes, it does.

IIP
9&3 FILING

Schedules
of
BRIAN J. RITZ

**South Jersey Gas Company
Infrastructure Investment Program ("IIP")
IIP Capital For Years Ending June 30**

Total Capital Baseline Spend	Program Year 1 Actuals	Program Year 2 Actuals	Program Year 3 Actuals	Program Year 4 Actuals/Forecast
<u>Major Categories</u>	<u>7/1/2022 - 6/30/2023</u>	<u>7/1/2023 - 6/30/2024</u>	<u>7/1/2024 - 6/30/2025</u>	<u>7/1/2025 - 6/30/2026</u>
New Business Cap ¹	\$ 46,000,000	\$ 45,227,438	\$ 46,000,000	\$ 46,000,000
IIP Baseline Spend in excess of \$4M ²	\$ 26,534,801	\$ 1,610,345	\$ 837,074	\$ 635,451
IIP Program Spending > \$800k/mile ³	\$ 5,205,781	\$ 9,821,955	\$ 15,068,097	\$ 14,355,554
Special Meter Installations	\$ 1,459,910	\$ 949,588	\$ 1,149,390	\$ 1,578,120
Replacement Mains ⁴	\$ 85,038	\$ 9,020,484	\$ 19,501,849	\$ 19,624,933
Replacement Services ⁴	\$ 1,686,477	\$ 6,193,696	\$ 8,604,145	\$ 9,105,450
Leak Clamping	\$ 1,503,671	\$ 2,406,439	\$ 3,017,411	\$ 3,182,037
Purch Miscellaneous Tools & Equip	\$ 173,820	\$ 584,998	\$ 190,003	\$ 261,236
Improvement Mains	\$ 1,825,060	\$ 993,994	\$ 698,466	\$ 1,053,959
Cathodic Protection	\$ 1,073,818	\$ 940,229	\$ 951,058	\$ 1,181,736
Customer Distribution & Operations and Engineering	\$ 20,774,660	\$ 20,697,082	\$ 26,778,818	\$ 20,505,726
IT Blankets	\$ 829,611	\$ 393,868	\$ 140,877	\$ 351,138
Facility & Fleet Blankets	\$ 4,661,039	\$ 4,722,648	\$ 3,191,695	\$ 7,903,231
Total⁵	\$ 111,813,687	\$ 103,562,764	\$ 126,128,883	\$ 125,738,571

IIP Baseline Spend	Program Year 1 Actuals	Program Year 2 Actuals	Program Year 3 Actuals	Program Year 4 Actuals/Forecast
<u>Major Categories</u>	<u>7/1/2022 - 6/30/2023</u>	<u>7/1/2023 - 6/30/2024</u>	<u>7/1/2024 - 6/30/2025</u>	<u>7/1/2025 - 6/30/2026</u>
IIP Baseline Spend	\$ 30,534,801	\$ 5,610,345	\$ 4,837,074	\$ 4,635,451
IIP Baseline Spend in excess of \$4M per IIP Year	\$ 26,534,801	\$ 1,610,345	\$ 837,074	\$ 635,451
IIP Baseline Spend Requirement ⁶	\$ 4,000,000	\$ 4,000,000	\$ 4,000,000	\$ 4,000,000

New Business Capital	Program Year 1 Actuals	Program Year 2 Actuals	Program Year 3 Actuals	Program Year 4 Actuals/Forecast
<u>Major Categories</u>	<u>7/1/2022 - 6/30/2023</u>	<u>7/1/2023 - 6/30/2024</u>	<u>7/1/2024 - 6/30/2025</u>	<u>7/1/2025 - 6/30/2026</u>
New Business	\$ 53,371,357	\$ 45,227,438	\$ 50,004,648	\$ 56,593,638

¹ In reaching the Total Capital Baseline Spend requirement of \$88.7M per year, New Business cannot be more than \$46M per the Board's Order in Docket No. GR20110726 ("IIP Order")

² Any amounts above the required IIP Baseline Spend of \$4M per year per the IIP Order is considered part of Total Baseline Capital Spend

³ Costs incurred by the Company in excess of \$0.8 million per mile are credited to the Capital Baseline Spending requirement per the IIP Order

⁴ In Year 1 costs related to replacements mains and services were captured in IIP Baseline Spend of \$30.5M

⁵ Total Capital Baseline Spend must be at least \$88.7M per year per the IIP Order

⁶ IIP Baseline Spend is \$4M per year per the IIP Order

Note: Amounts exclude the costs for a program monitor, methane leak study and AFUDC.

South Jersey Gas Company
Infrastructure Investment Program ("IIP")
IIP Capital for Years Ending June 30

	Budget		
	Mains	Services	Total
Program Year 1	\$ 26,000,000	\$ 14,000,000	\$ 40,000,000
Program Year 2	\$ 26,000,000	\$ 14,000,000	\$ 40,000,000
Program Year 3	\$ 26,000,000	\$ 14,000,000	\$ 40,000,000
Program Year 4	\$ 26,000,000	\$ 14,000,000	\$ 40,000,000
Program Year 5	\$ 26,000,000	\$ 14,000,000	\$ 40,000,000
	\$ 130,000,000	\$ 70,000,000	\$ 200,000,000

	CWIP Actual as of March 31, 2026			CWIP Forecast (April 1, 2026 thru June 30, 2026)			Total
	Mains	Services	Sub-Total	Mains	Services	Sub-Total	
Program Year 1	\$ 34,295,496	\$ 12,892,656	\$ 47,188,152				\$ 47,188,152
Program Year 2	\$ 40,184,794	\$ 12,007,332	\$ 52,192,126				\$ 52,192,126
Program Year 3	\$ 45,009,733	\$ 11,584,944	\$ 56,594,677				\$ 56,594,677
Program Year 4	\$ 31,599,456	\$ 5,745,808	\$ 37,345,264	\$ 12,156,766	\$ 6,935,229	\$ 19,091,996	\$ 56,437,259
Program Year 5							
	\$ 151,089,479	\$ 42,230,740	\$ 193,320,219	\$ 12,156,766	\$ 6,935,229	\$ 19,091,996	\$ 212,412,214

	In-Service Actual as of March 31, 2026			In Service Forecast (April 1, 2026 thru June 30, 2026)			Total
	Mains	Services	Sub-Total	Mains	Services	Sub-Total	
Program Year 1	\$ 32,332,938	\$ 12,872,843	\$ 45,205,781				\$ 45,205,781
Program Year 2	\$ 37,834,134	\$ 11,987,821	\$ 49,821,955				\$ 49,821,955
Program Year 3	\$ 43,504,666	\$ 11,563,426	\$ 55,068,092				\$ 55,068,092
Program Year 4	\$ 24,645,391	\$ 5,353,955	\$ 29,999,346	\$ 16,594,585	\$ 7,761,623	\$ 24,356,208	\$ 54,355,554
Program Year 5							
	\$ 138,317,129	\$ 41,778,045	\$ 180,095,173	\$ 16,594,585	\$ 7,761,623	\$ 24,356,208	\$ 204,451,381

	Rate Base Expenditures Amount over \$800k/Mile			Rate Base Expenditures Amount over \$800k /Mile Forecast (April 1, 2026 thru June 30, 2026)			
	Mains	Services	Sub-Total	Mains	Services	Sub-Total	Total
Program Year 1	\$ 3,723,378	\$ 1,482,403	\$ 5,205,781				\$ 5,205,781
Program Year 2	\$ 7,458,663	\$ 2,363,292	\$ 9,821,955				\$ 9,821,955
Program Year 3	\$ 11,904,031	\$ 3,164,060	\$ 15,068,092				\$ 15,068,092
Program Year 4	\$ 9,378,060	\$ 2,037,286	\$ 11,415,346	\$ 2,003,248	\$ 936,960	\$ 2,940,208	\$ 14,355,554
Program Year 5							
	\$ 32,464,132	\$ 9,047,041	\$ 41,511,174	\$ 2,003,248	\$ 936,960	\$ 2,940,208	\$ 44,451,382

	Recoverable In-Service Actuals as of March 31, 2026			Recoverable In-Service Forecast (April 1, 2026 thru June 30, 2026)			
	Mains	Services	Sub-Total	Mains	Services	Sub-Total	Total
Program Year 1	\$ 28,609,560	\$ 11,390,440	\$ 40,000,000				\$ 40,000,000
Program Year 2	\$ 30,375,471	\$ 9,624,529	\$ 40,000,000				\$ 40,000,000
Program Year 3	\$ 31,600,635	\$ 8,399,365	\$ 40,000,000				\$ 40,000,000
Program Year 4	\$ 15,267,331	\$ 3,316,669	\$ 18,584,000	\$ 14,591,337	\$ 6,824,663	\$ 21,416,000	\$ 40,000,000
Program Year 5							
	\$ 105,852,996	\$ 32,731,003	\$ 138,584,000	\$ 14,591,337	\$ 6,824,663	\$ 21,416,000	\$ 160,000,000

	In-Service Actual as of March 31, 2026		In Service Forecast (April 1, 2026 thru June 30, 2026)		Total
	In-Service Miles of Main	In-Service Number of Services	In-Service Miles of Main	In-Service Number of Services	
Program Year 1	In-Service Miles of Main	50	In-Service Miles of Main		50
	In-Service Number of Services	3,249	In-Service Number of Services		3,249
Program Year 2	In-Service Miles of Main	50	In-Service Miles of Main		50
	In-Service Number of Services	2,695	In-Service Number of Services		2,695
Program Year 3	In-Service Miles of Main	50.0	In-Service Miles of Main		50
	In-Service Number of Services	2,391	In-Service Number of Services		2,391
Program Year 4	In-Service Miles of Main	23.2	In-Service Miles of Main	26.8	50
	In-Service Number of Services	1,046	In-Service Number of Services	1,032	2,078
Total	In-Service Miles of Main	173.2	In-Service Miles of Main	-	200
	In-Service Number of Services	9,381	In-Service Number of Services	-	10,413

Note: Amounts exclude the costs for a program monitor, methane leak survey from study and AFUDC.

South Jersey Gas Company
Infrastructure Investment Program ("IIP")
IIP Capital Spend to Date as of March 31, 2026

Project Identification						Estimated Project		Actual Project		Actual Project Cost - Month - W/O AFUDC			Estimated Project Cost - Life to Date - W/O AFUDC			Actual Project Cost - Life to Date - W/O AFUDC		
Maximo #	Description	Division	Status	Completion Date - Actual/Projected	Program Year	Feet of Mains	No. of Services	Feet of Mains	No. of Services	Mains Project	Services Project	Total	Mains Project	Services Project	Total	Mains Project	Services Project	Total
4388767	4th Ave and Cottonwood Ave	Atlantic	Complete Close		1 - Year	2050	13	2030	13	\$36,596	\$0	\$36,596	\$203,975	\$55,471	\$259,446	\$119,585	\$51,760	\$171,345
4388751	4th Ave and Spruce Ave	Atlantic	Complete Close		1 - Year	1067	3	1114	2	\$0	\$0	\$0	\$106,167	\$12,801	\$118,968	\$51,874	\$19,063	\$70,937
4691168	Atlantic Ave (1998 PP-1996 PP)	Atlantic	Complete Close		1 - Year	750	9	723	4	\$0	\$0	\$0	\$74,625	\$38,403	\$113,028	\$29,920	\$18,631	\$48,551
4400237	Atlantic Ave (Dellah Rd - Hand Ave)	Atlantic	Complete Close		1 - Year	542	7	597	4	\$0	\$0	\$0	\$53,929	\$29,869	\$83,798	\$41,595	\$12,896	\$54,491
4388841	Birch St and Columbia Rd	Atlantic	Complete Close		1 - Year	1498	5	1510	5	\$0	\$0	\$0	\$149,851	\$21,335	\$171,186	\$59,786	\$32,991	\$92,777
4391678	Jefferson Ave and Others	Atlantic	Complete Close		1 - Year	2055	28	2192	40	\$0	\$0	\$0	\$249,248	\$119,476	\$368,724	\$222,838	\$72,427	\$395,275
4154512	S Chalfonte Ave (Pacific-PP)	Atlantic	Complete Close		1 - Year	975	9	1538	2	\$0	\$0	\$0	\$97,013	\$38,403	\$135,416	\$507,409	\$17,275	\$524,684
4454095	Thomas Dr (Bla	Atlantic	Complete Close		1 - Year	1034	10	1002	19	\$0	\$0	\$0	\$102,883	\$42,670	\$145,553	\$182,657	\$110,491	\$293,148
4452748	Satmwood Rd (Cumberland	Complete Close		1 - Year	509	5	520	3	\$0	\$0	\$0	\$50,646	\$21,335	\$71,981	\$31,208	\$14,174	\$45,382
4452714	Starling Dr (2	Cumberland	Complete Close		1 - Year	384	3	416	3	\$0	\$0	\$0	\$38,208	\$12,801	\$51,009	\$35,254	\$12,287	\$47,541
4395489	9th St (PP - Jackson Rd)	Glassboro	Complete Close		1 - Year	909	5	901	5	\$0	\$0	\$0	\$90,446	\$21,335	\$111,781	\$81,770	\$29,576	\$111,346
4394436	Delaware Dr and Chestnut St	Glassboro	Complete Close		1 - Year	1105	29	1161	10	\$0	\$0	\$0	\$109,948	\$123,743	\$233,691	\$101,619	\$55,391	\$157,010
4403236	Market Pl (Delsea Dr - Deadend)	Glassboro	Complete Close		1 - Year	1000	11	1230	19	\$0	\$0	\$0	\$99,500	\$46,937	\$146,437	\$84,499	\$13,168	\$97,667
4164532	Salem Ave (Somerset-Somerset)	Glassboro	Complete Close		1 - Year	810	20	806	18	\$54,589	\$0	\$54,589	\$80,595	\$85,340	\$165,935	\$128,299	\$89,875	\$218,174
4511497	Berlin Cross Keys Rd - (PP to PP)	Waterford	Complete Close		1 - Year	480	3	415	3	\$0	\$0	\$0	\$45,770	\$12,801	\$58,571	\$48,709	\$12,812	\$61,521
4246339	Central Ave and Linden St	Waterford	Complete Close		1 - Year	1790	18	1525	20	\$0	\$0	\$0	\$174,125	\$76,806	\$250,931	\$275,426	\$10,543	\$294,969
4372106	Clements Bridge Rd	Waterford	Complete Close		1 - Year	1198	19	1187	9	\$0	\$0	\$0	\$119,201	\$81,073	\$200,274	\$124,546	\$0	\$124,546
4415731	Congress Rd and Others	Waterford	Complete Close		1 - Year	4618	75	3710	78	\$0	\$0	\$0	\$459,491	\$320,025	\$779,516	\$318,881	\$288,375	\$607,256
4394647	Deborah Ln and Others	Waterford	Complete Close		1 - Year	2882	29	2762	29	\$0	\$0	\$0	\$286,759	\$123,743	\$410,502	\$177,042	\$133,932	\$310,974
4375956	Ellis Ave (Charleston - Cooper River)	Waterford	Complete Close		1 - Year	1750	27	1757	30	\$0	\$0	\$0	\$174,125	\$115,209	\$289,334	\$130,949	\$87,691	\$218,640
4370695	Garden Ter & Chestnut St	Waterford	Complete Close		1 - Year	1284	21	1299	22	\$0	\$0	\$0	\$127,758	\$89,607	\$217,365	\$158,580	\$77,453	\$236,033
4402696	Khade Tr and Others	Waterford	Complete Close		1 - Year	5011	54	4223	56	\$0	\$0	\$0	\$498,995	\$230,418	\$729,413	\$425,153	\$169,397	\$594,550
3757931	Medford Grid 1 (Part I)	Waterford	Complete Close		1 - Year	9104	132	8959	123	(\$80,261)	\$0	(\$80,261)	\$905,848	\$563,244	\$1,469,092	\$539,555	\$488,859	\$1,028,414
4157103	Medford Grid 1 (Part II)	Waterford	Complete Close		1 - Year	8918	118	8954	117	(\$214)	\$53	(\$161)	\$503,506	\$887,341	\$1,390,847	\$535,463	\$412,096	\$947,559
4142876	New Freedom Rd (Tansboro-Ridgeview)	Waterford	Complete Close		1 - Year	1315	8	1282	13	\$0	\$0	\$0	\$130,843	\$34,136	\$164,979	\$173,117	\$59,260	\$232,377
4410314	Saddle Ridge Rd and Round Hill Rd	Waterford	Complete Close		1 - Year	3611	70	3646	69	\$259,624	\$0	\$259,624	\$359,295	\$298,690	\$657,985	\$496,519	\$268,818	\$765,337
4387806	6th Ave (White Horse Pike - Old Egg Harbor Rd)	Atlantic	Complete Close		1 - Year	1091	7	1123	7	\$4,063	(\$4,513)	(\$450)	\$108,555	\$29,869	\$138,424	\$47,724	\$30,641	\$78,365
4400218	Adams Rd (Fire Rd - PP)	Atlantic	Complete Close		1 - Year	406	13	425	4	\$762	\$3,906	\$4,668	\$40,397	\$55,471	\$95,868	\$33,256	\$3,906	\$37,162
4399861	Apple Rd (PP - PP)	Atlantic	Complete Close		1 - Year	467	6	489	6	\$25,145	\$17,336	\$42,481	\$46,467	\$25,602	\$72,069	\$40,696	\$17,336	\$58,032
4302224	10th St (PP - PP)	Atlantic	Complete Close		1 - Year	185	5	172	5	\$19,589	\$1,495	\$21,084	\$18,408	\$21,335	\$39,743	\$52,652	\$34,162	\$86,794
4181995	15th St S (Burglaine-Revere)	Atlantic	Complete Close		1 - Year	469	6	490	5	\$0	\$0	\$0	\$46,666	\$25,602	\$72,268	\$35,973	\$24,959	\$60,932
4146095	15th St S (Ocean-PP)	Atlantic	Complete Close		1 - Year	155	2	171	2	\$0	\$0	\$0	\$15,423	\$8,534	\$23,957	\$27,635	\$8,790	\$36,425
4309554	28 1/2 St (W B	Atlantic	Complete Close		1 - Year	318	9	300	9	\$0	\$0	\$0	\$31,641	\$38,403	\$70,044	\$24,774	\$41,734	\$66,508
4155336	29th 1/2 St (PP-Beach)	Atlantic	Complete Close		1 - Year	630	14	657	13	\$0	\$0	\$0	\$62,685	\$59,738	\$122,423	\$40,104	\$53,049	\$93,153
4388790	2nd Ave (Walnut Ave - Cottonwood Ave)	Atlantic	Complete Close		1 - Year	660	4	660	4	\$1,477	\$0	\$1,477	\$12,801	\$18,417	\$31,218	\$37,451	\$17,185	\$54,636
4307455	36th St S (Oce	Atlantic	Complete Close		1 - Year	224	9	230	9	\$0	\$0	\$0	\$22,288	\$38,403	\$60,691	\$36,228	\$45,862	\$82,098
4400209	Anita Dr (Blackman Rd - Deadend)	Atlantic	Complete Close		1 - Year	656	23	695	10	(\$6,327)	\$0	(\$6,327)	\$98,141	\$65,272	\$163,413	\$95,229	\$36,757	\$131,986
4117329	Bargainlow Rd (Part I)	Atlantic	Complete Close		1 - Year	5510	14	10955	31	\$331,542	\$0	\$331,542	\$548,245	\$59,738	\$607,983	\$1,741,895	\$253,034	\$1,994,929
4309873	Bobby Jones Rd	Atlantic	Complete Close		1 - Year	617	13	454	5	\$182,712	\$0	\$182,712	\$81,392	\$55,471	\$136,863	\$230,988	\$27,761	\$258,749
4454031	Exploer Ln (Z	Atlantic	Complete Close		1 - Year	1824	26	1942	25	\$120,958	\$0	\$120,958	\$110,942	\$282,430	\$393,372	\$108,829	\$356,392	\$549,714
4454278	Exton Rd and W Groundland Ave	Atlantic	Complete Close		1 - Year	2190	21	1819	11	\$0	\$0	\$0	\$217,905	\$89,607	\$307,512	\$148,394	\$61,707	\$210,101
4392407	Harbor Beach Blvd and W Br	Atlantic	Complete Close		1 - Year	4139	33	4271	35	\$229,213	\$0	\$229,213	\$411,831	\$140,811	\$552,642	\$849,023	\$146,060	\$995,083
4454506	Marlou Ave and	Atlantic	Complete Close		1 - Year	2000	28	2001	28	\$132,162	\$0	\$132,162	\$199,000	\$119,476	\$318,476	\$275,655	\$145,260	\$420,915
4726642	Mitchell Drive & Linda Lane	Atlantic	Complete Close		1 - Year	2200	22	2200	29	\$116,945	\$3,716	\$120,661	\$218,900	\$93,874	\$312,774	\$304,041	\$120,867	\$424,908
4307422	Ocean Dr (26 1	Atlantic	Complete Close		1 - Year	1993	23	2200	23	\$6,097	\$0	\$6,097	\$198,304	\$98,141	\$296,445	\$175,703	\$121,188	\$296,891
4307263	Quay Blvd (Roo	Atlantic	Complete Close		1 - Year	660	18	698	17	\$69,773	\$0	\$69,773	\$65,670	\$75,806	\$141,476	\$178,430	\$26,698	\$205,128
4399338	Robert Reid Rd and Others	Atlantic	Complete Close		1 - Year	7062	68	7093	40	\$240,841	\$0	\$240,841	\$762,366	\$230,156	\$1,022,522	\$944,494	\$171,554	\$1,116,048
4307284	S 16 1/2 St (O	Atlantic	Complete Close		1 - Year	633	2	633	16	\$0	\$0	\$0	\$62,984	\$8,534	\$71,518	\$160,109	\$69,485	\$229,594
4618489	Sea Ace Apartments	Atlantic	Complete Close		1 - Year	1487	17	2433	21	\$0	\$0	\$0	\$147,957	\$220,496	\$368,453	\$148,549	\$174,291	\$322,840
4153436	West End Ave (N Albany-N L	Atlantic	Complete Close		1 - Year	8800	24	9955	18	\$16,542	\$0	\$16,542	\$875,600	\$102,408	\$978,008	\$2,852,748	\$130,816	\$2,983,564
4665129	Route 9 Main Replacement (Ocean View Rest Area)	Cape may	Complete Close		1 - Year	1400	2	1443	2	\$127,059	\$0	\$127,059	\$139,300	\$8,534	\$147,834	\$0	\$194,409	\$0
4397302	Clubhouse Dr and Others	Glassboro	Complete Close		1 - Year	346	7	343	7	\$0	\$0	\$0	\$34,427	\$29,869	\$64,296	\$45,053	\$24,094	\$69,147
4406852	Cumberland Ave (Atlantic Ave - Deadend)	Glassboro	Complete Close		1 - Year	765	11	805	11	\$82,223	\$42,531	\$124,754	\$76,118	\$46,937	\$123,055	\$85,748	\$42,531	\$128,279
4404620	Fairview Ave and Others	Glassboro	Complete Close		1 - Year	2174	22	2201	22	\$35,911	\$0	\$35,911	\$216,213	\$93,874	\$310,087	\$227,991	\$116,848	\$343,939
4302139	Gaunt Dr (WS-PP)	Glassboro	Complete Close		1 - Year	3633	21	3626	21	\$91,916	\$0	\$91,916	\$361,484	\$132,277	\$493,761	\$431,965	\$206,955	\$698,900
2837205	Green St (Spring Garden	Glassboro	Complete Close		1 - Year	990	28	963	12	\$0	\$0	\$0	\$92,535	\$119,476	\$212,011	\$109,592	\$109,696	\$301,288
4425368	Ives Ave and Others	Glassboro	Complete Close		1 - Year	4637	102	3446	77	\$155,752	\$0	\$155,752	\$461,382	\$435,234	\$896,616	\$469,012	\$343,191	\$812,203
4451671	Kilburn Ave and	Glassboro	Complete Close		1 - Year	3230	56	3201	57	\$222,155	\$0	\$222,155	\$238,952	\$296,337	\$535,289	\$455,248	\$341,658	\$796,906
4158169	Ladner Ave and Others (Swe	Glassboro	Complete Close		1 - Year	6203	63	6118	94	\$171,131	\$0	\$171,131	\$617,199	\$268,821	\$886,020	\$653,862	\$476,109	\$1,129,971
4400890	Liberty Ave and Others	Glassboro	Complete Close		1 - Year	1886	49	1984	30	\$0	\$0	\$0	\$187,657	\$209,083	\$396,740	\$266,759	\$156,628	\$423,385
4369738	Mullen Ave and Morton Ave	Glassboro	Complete Close		1 - Year	1572	25	1582	25	\$22,749	\$0	\$22,749	\$156,414	\$106,675	\$263,089	\$160,256	\$122,372	\$282,628
4404362	Salvage Ave and Others	Glassboro	Complete Close		1 - Year	8758	100	8755	70	\$302,773	\$0	\$302,773	\$428,700	\$1,298,121	\$1,726,821	\$966,450	\$745,246	\$1,211,696
4284429	Silver Lake Dr (Academy-DE	Glassboro	Complete Close		1 - Year	940	27	946	16	\$28,398	\$0	\$28,398	\$93,590	\$115,209	\$208,799	\$132,652	\$122,112	\$254,764
4403612	Summit Ave and Sunset Ave	Glassboro	Complete Close		1 - Year	660	5	760	5	\$5,825	\$0	\$5,825	\$5,825	\$21,335	\$27,160	\$11,041	\$39,172	\$156,753
4405345	Temple Ave and Others	Glassboro	Complete Close		1 - Year	5650	119	4896	99	\$39,154	\$9,928	\$49,082	\$562,175	\$1,069,248	\$1,631,423	\$531,673	\$379,334	\$911,207
4401822	Ulmer Ave (PP - PP)	Glassboro	Complete Close		1 - Year	105	2	115	1	\$7,046	\$2,305	\$9,351	\$10,448	\$8,534	\$18,982	\$13,441	\$15,746	\$15,746
3755994	Victory Lakes Grid 2 (Part	Glassboro	Complete Close		1 - Year	6260	140	12268	109	\$0	\$6,							

South Jersey Gas Company
Infrastructure Investment Program ("IIP")
IIP Capital Spend to Date as of March 31, 2026

Project Identification						Estimated Project		Actual Project		Actual Project Cost - Month - W/O AFUDC			Estimated Project Cost - Life to Date - W/O AFUDC			Actual Project Cost - Life to Date - W/O AFUDC		
Maximo #	Description	Division	Status	Completion Date - Actual/Projected	Program Year	Feet of Mains	No. of Services	Feet of Mains	No. of Services	Mains Project	Services Project	Total	Mains Project	Services Project	Total	Mains Project	Services Project	Total
431224	10th St S (PP)	Waterford	Complete Close	1 - Year	1328	21	0	0	0	\$0	\$0	\$0	\$132,136	\$89,607	\$221,743	\$8,269	\$0	\$8,269
442432	Delaware Ave and 4th St	Glassboro	Complete Close	1 - Year	366	19	446	4	4	\$83,503	\$31,887	\$115,390	\$36,417	\$81,073	\$117,490	\$157,082	\$31,887	\$188,969
438766	5th Ave (White Horse Pike - Old Egg Harbor Rd)	Atlantic	Complete Close	1 - Year	0	0	0	0	0	\$0	\$0	\$0	\$1,402	\$0	\$1,402	\$1,582	\$0	\$1,582
4400218	Adams Rd (Fire Rd - PP)	Atlantic	Complete Close	1 - Year	0	0	0	0	0	\$0	\$0	\$0	\$0	\$0	\$0	\$6,952	\$14,917	\$21,869
4399861	Apple Rd (PP - PP)	Atlantic	Complete Close	1 - Year	0	0	0	0	0	\$0	\$0	\$0	\$0	\$0	\$0	\$16,041	\$13,363	\$29,404
4618489	Sea Ave Apartments	Atlantic	Complete Close	1 - Year	0	0	0	0	0	\$0	\$0	\$0	\$0	\$0	\$0	\$5,418	\$0	\$5,418
4302224	10th St S (PP)	Atlantic	Complete Close	1 - Year	0	0	0	0	0	\$0	\$0	\$0	\$0	\$0	\$0	\$2,144	\$0	\$2,144
4388790	2nd Ave (Walnut Ave - Cottonwood Ave)	Atlantic	Complete Close	1 - Year	0	0	0	0	0	\$0	\$0	\$0	\$0	\$0	\$0	\$2,479	\$0	\$2,479
4400209	Anita Dr (Blackman Rd - Deadend)	Atlantic	Complete Close	1 - Year	0	0	0	0	0	\$0	\$0	\$0	\$0	\$0	\$0	\$26,294	\$0	\$26,294
4177329	Bargaintown Rd (Part I)	Atlantic	Complete Close	1 - Year	0	0	0	0	0	\$0	\$0	\$0	\$0	\$0	\$0	\$3,098	\$0	\$3,098
4309673	Bobby Jones Rd	Atlantic	Complete Close	1 - Year	0	0	0	0	0	\$0	\$0	\$0	\$0	\$0	\$0	\$745	\$0	\$745
4454031	Explorer Ln (Z)	Atlantic	Complete Close	1 - Year	0	0	0	0	0	\$0	\$0	\$0	\$0	\$0	\$0	\$3,706	\$0	\$3,706
4454278	Exton Rd and W Groveland Ave	Atlantic	Complete Close	1 - Year	0	0	0	0	0	\$0	\$0	\$0	\$0	\$0	\$0	\$179	\$0	\$179
4392407	Harbor Beach Blvd and W Br	Atlantic	Complete Close	1 - Year	0	0	0	0	0	\$0	\$0	\$0	\$0	\$0	\$0	\$2,214	\$7,542	\$9,756
4726842	Mitchell Drive & Linda Lane	Atlantic	Complete Close	1 - Year	0	0	0	0	0	\$0	\$0	\$0	\$0	\$0	\$0	\$871	\$0	\$871
4307422	Ocean Dr (26 1)	Atlantic	Complete Close	1 - Year	0	0	0	0	0	\$0	\$0	\$0	\$0	\$0	\$0	\$0	\$1,090	\$1,090
4389338	Robert Best Rd and Others	Atlantic	Complete Close	1 - Year	0	0	0	0	0	\$0	\$0	\$0	\$0	\$0	\$0	\$5,683	\$0	\$5,683
4153436	West End Ave (N Albany-N L)	Atlantic	Complete Close	1 - Year	0	0	0	0	0	\$0	\$0	\$0	\$0	\$0	\$0	\$12,745	\$0	\$12,745
4665129	Route 9 Main Replacement (Ocean View Rest Area)	Cape May	Complete Close	1 - Year	0	0	0	0	0	\$0	\$0	\$0	\$0	\$0	\$0	\$41,123	\$6,459	\$47,582
4397302	Clubhouse Dr and Others	Glassboro	Complete Close	1 - Year	0	0	0	0	0	\$0	\$0	\$0	\$0	\$0	\$0	\$861	\$0	\$861
4406852	Cumberland Ave (Atlantic Ave - Deadend)	Glassboro	Complete Close	1 - Year	0	0	0	0	0	\$0	\$0	\$0	\$0	\$0	\$0	\$2,569	\$2,195	\$374
4302139	Gaunt Dr and Others	Glassboro	Complete Close	1 - Year	0	0	0	0	0	\$0	\$0	\$0	\$0	\$0	\$0	\$711	\$0	\$711
4425268	Ives Ave and Others	Glassboro	Complete Close	1 - Year	0	0	0	0	0	\$0	\$0	\$0	\$0	\$0	\$0	\$12,142	\$4,312	\$16,454
4451671	Kibum Ave and	Glassboro	Complete Close	1 - Year	0	0	0	0	0	\$0	\$0	\$0	\$0	\$0	\$0	\$4,220	\$0	\$4,220
4158169	Ladner Ave and Others (Sve)	Glassboro	Complete Close	1 - Year	0	0	0	0	0	\$0	\$0	\$0	\$0	\$0	\$0	\$603	\$0	\$603
4404362	Savage Ave and Others	Glassboro	Complete Close	1 - Year	0	0	0	0	0	\$0	\$0	\$0	\$0	\$0	\$0	\$3,913	\$0	\$3,913
4403612	Summit Ave and Sunset Ave	Glassboro	Complete Close	1 - Year	0	0	0	0	0	\$0	\$0	\$0	\$0	\$0	\$0	\$1,676	\$0	\$1,676
4405345	Temple Ave and Others	Glassboro	Complete Close	1 - Year	0	0	0	0	0	\$0	\$0	\$0	\$0	\$0	\$0	\$29,298	\$0	\$29,298
4401822	Ulmer Ave (PP - PP)	Glassboro	Complete Close	1 - Year	0	0	0	0	0	\$0	\$0	\$0	\$0	\$0	\$0	\$879	\$0	\$879
3759994	Victory Lakes Gld 2 (Part 1)	Glassboro	Complete Close	1 - Year	0	0	0	0	0	\$0	\$0	\$0	\$0	\$0	\$0	\$0	\$5,739	\$5,739
4668654	Via Ave (Magnolia - Park)	Waterford	Complete Close	1 - Year	0	0	0	0	0	\$0	\$0	\$0	\$0	\$0	\$0	\$1,300	\$0	\$1,300
4246339	Central Ave and Linden St	Waterford	Complete Close	1 - Year	0	0	0	0	0	\$0	\$0	\$0	\$0	\$0	\$0	\$1,198	\$0	\$1,198
4394707	E Charter Ave (PP - S Egg Harbor Rd)	Waterford	Complete Close	1 - Year	0	0	0	0	0	\$0	\$0	\$0	\$0	\$0	\$0	\$22,276	\$0	\$22,276
4384139	E Kennedy - Spring Hill (& Others)	Waterford	Complete Close	1 - Year	0	0	0	0	0	\$0	\$0	\$0	\$0	\$0	\$0	\$239,786	\$2,575	\$242,361
4395055	Garfield Ave (PP - Deadend)	Waterford	Complete Close	1 - Year	0	0	0	0	0	\$0	\$0	\$0	\$0	\$0	\$0	\$4,814	\$1,358	\$3,456
4411592	Garfield Ave and Others	Waterford	Complete Close	1 - Year	0	0	0	0	0	\$0	\$0	\$0	\$0	\$0	\$0	\$4,571	\$1,304	\$3,267
4377859	Hiawatha Rd & Wykagyl Rd	Waterford	Complete Close	1 - Year	0	0	0	0	0	\$0	\$0	\$0	\$0	\$0	\$0	\$1,196	\$0	\$1,196
4668557	Hillcrest Ave (State - Estelle)	Waterford	Complete Close	1 - Year	0	0	0	0	0	\$0	\$0	\$0	\$0	\$0	\$0	\$2,195	\$0	\$2,195
4397816	Jefferson Ave (Haddon Ave - Deadend)	Waterford	Complete Close	1 - Year	0	0	0	0	0	\$0	\$0	\$0	\$0	\$0	\$0	\$56	\$0	\$56
4176862	Kelly Drive Rd (Blackwood)	Waterford	Complete Close	1 - Year	0	0	0	0	0	\$0	\$0	\$0	\$0	\$0	\$0	\$2,716	\$0	\$2,716
4408266	Khadsa Trl and Others	Waterford	Complete Close	1 - Year	0	0	0	0	0	\$0	\$0	\$0	\$0	\$0	\$0	\$1,155	\$0	\$1,155
4073361	Knightswood Road and Others	Waterford	Complete Close	1 - Year	0	0	0	0	0	\$0	\$0	\$0	\$0	\$0	\$0	\$614,591	\$1,208	\$613,383
4393273	Lakeview Apts II (Pine Run)	Waterford	Complete Close	1 - Year	0	0	0	0	0	\$0	\$0	\$0	\$0	\$0	\$0	\$1,131	\$0	\$1,131
4148571	Lakeview Apts II (Pine Run Dr) Part I	Waterford	Complete Close	1 - Year	0	0	0	0	0	\$0	\$0	\$0	\$0	\$0	\$0	\$1,022	\$0	\$1,022
4157103	Medford Grid 1 (Part II)	Waterford	Complete Close	1 - Year	0	0	0	0	0	\$0	\$0	\$0	\$0	\$0	\$0	\$424	\$1,863	\$2,287
4410306	Middlesex Ave and Others	Waterford	Complete Close	1 - Year	0	0	0	0	0	\$0	\$0	\$0	\$0	\$0	\$0	\$1,042	\$937	\$1,979
4394743	North Ave (Henry St - Cedar St)	Waterford	Complete Close	1 - Year	0	0	0	0	0	\$0	\$0	\$0	\$0	\$0	\$0	\$56	\$52	\$108
4416044	Parker Ave and Others	Waterford	Complete Close	1 - Year	0	0	0	0	0	\$0	\$0	\$0	\$0	\$0	\$0	\$125,465	\$0	\$125,465
4451832	Pershing Ln an	Waterford	Complete Close	1 - Year	0	0	0	0	0	\$0	\$0	\$0	\$0	\$0	\$0	\$4,951	\$0	\$4,951
4511016	Rolling Rd and Others	Waterford	Complete Close	1 - Year	0	0	0	0	0	\$77,155	\$0	\$77,155	\$0	\$0	\$0	\$116,882	\$0	\$116,882
3762150	Sunset Drive and Others	Waterford	Complete Close	1 - Year	0	0	0	0	0	\$0	\$0	\$0	\$0	\$0	\$0	\$129,249	\$83,897	\$213,146
4293945	White Horse Pike (Pleasant Mills-South)	Waterford	Complete Close	1 - Year	0	0	0	0	0	\$0	\$0	\$0	\$0	\$0	\$0	\$2,826	\$0	\$2,826
4454506	Marlow Ave and Others	Atlantic	Complete Close	1 - Year	0	0	0	0	0	\$0	\$0	\$0	\$0	\$0	\$0	\$0	\$433	\$433
4424832	Delaware Ave and 4th St	Glassboro	Complete Close	1 - Year	0	0	0	0	0	\$0	\$0	\$0	\$0	\$0	\$0	\$8,372	\$641	\$9,013
4454031	Explorer Ln (Z)	Atlantic	Complete Close	1 - Year	0	0	0	0	0	\$0	\$0	\$0	\$0	\$0	\$0	\$519	\$0	\$519
4153436	West End Ave (N Albany-N L)	Atlantic	Complete Close	1 - Year	0	0	0	0	0	\$0	\$0	\$0	\$0	\$0	\$0	\$1,096	\$0	\$1,096
4405345	Temple Ave and Others	Glassboro	Complete Close	1 - Year	0	0	0	0	0	\$0	\$0	\$0	\$0	\$0	\$0	\$1,059	\$0	\$1,059
3759994	Victory Lakes Gld 2 (Part 1)	Glassboro	Complete Close	1 - Year	0	0	0	0	0	\$0	\$0	\$0	\$0	\$0	\$0	\$0	\$0	\$0
4153436	West End Ave (N Albany-N L)	Atlantic	Complete Close	1 - Year	0	0	0	0	0	\$0	\$0	\$0	\$0	\$0	\$0	\$18,500	\$0	\$18,500
3759994	Victory Lakes Gld 2 (Part 1)	Glassboro	Complete Close	1 - Year	0	0	0	0	0	\$0	\$0	\$0	\$0	\$0	\$0	\$0	\$6,344	\$6,344
4451832	Pershing Ln an	Waterford	Complete Close	1 - Year	0	0	0	0	0	\$0	\$0	\$0	\$0	\$0	\$0	\$0	\$124	\$124
4392919	Arctic Ave (Tennessee Ave - PP)	Atlantic	Complete Close	2 - Year	972	4	975	4	50	\$0	\$0	\$96,714	\$17,068	\$113,782	\$637,910	\$29,919	\$667,829	
4388641	Affas Lane Rd (Martin Luther King Ave - PP)	Atlantic	Complete Close	2 - Year	89	89	0	0	0	\$0	\$0	\$8,856	\$0	\$0	\$8,856	\$60,495	\$0	\$60,495
4388234	Beech Ln and Essex Ave	Atlantic	Complete Close	2 - Year	1,224	16	1,210	16	30	\$0	\$0	\$0	\$121,788	\$66,272	\$190,060	\$199,330	\$93,707	\$293,037
4402523	Black Horse Pike (Old Egg Harbor Rd - PP)	Atlantic	Complete Close	2 - Year	4,069	522	4,069	522	39	\$0	\$0	\$48,561	\$42,267	\$90,828	\$139,993	\$14,225	\$154,218	
4399565	Blenheim Ave (PP - Deadend)	Atlantic	Complete Close	2 - Year	484	7	480	7	50	\$0	\$0	\$48,158	\$29,869	\$78,027	\$39,965	\$24,224	\$63,189	
4389472	Boston Ave (Zion Rd - Royal Ave)	Atlantic	Complete Close	2 - Year	2,080	36	2,115	35	50	\$0	\$0	\$206,960	\$153,612	\$360,572	\$367,565	\$171,739	\$499,304	
4393689	Burton Ave and Pasadena Drive	Atlantic	Complete Close	2 - Year	3040	8	2,224	4	50	\$0	\$0	\$302,480	\$34,136	\$336,616	\$125,455	\$17,618	\$142,973	
4393830	Central Ave (Delaware Ave - Zion Rd)	Atlantic	Complete Close	2 - Year	1,283	7	1,288	7	51	\$0	\$1	\$127,659	\$29,869	\$157,528	\$157,988	\$33,234	\$191,222	
4397963	Hickory St (1981 PP - 2019 PP)	Atlantic	Complete Close	2 - Year	289	2	283	3	50	\$0	\$0	\$28,756	\$8,534	\$37,290	\$55,618	\$13,050	\$68,668	
4393657	Maple Ave (New Rd - PP)	Atlantic	Complete Close	2 - Year	691	5	639											

South Jersey Gas Company
Infrastructure Investment Program ("IIP")
IIP Capital Spend to Date as of March 31, 2026

Project Identification						Estimated Project		Actual Project		Actual Project Cost - Month - W/O AFUDC			Estimated Project Cost - Life to Date - W/O AFUDC			Actual Project Cost - Life to Date - W/O AFUDC		
Maximo #	Description	Division	Status	Completion Date - Actual/Projected	Program Year	Feet of Mains	No. of Services	Feet of Mains	No. of Services	Mains Project	Services Project	Total	Mains Project	Services Project	Total	Mains Project	Services Project	Total
442597	Hickory Ave (Hollywood Ave - PP)	Glassboro	Complete Close		2 - Year	1293	21	1,307	21	\$0	\$0	\$0	\$126,654	\$89,607	\$218,261	\$168,210	\$145,591	\$313,801
4405521	Oak Valley Elementary School (College Blvd - Deadend)	Glassboro	Complete Close		2 - Year	534	0	500	0	\$0	\$0	\$0	\$53,133	\$0	\$53,133	\$29,440	\$0	\$29,440
4213369	S Front St and Others	Glassboro	Complete Close		2 - Year	1128	2	1,060	1	\$26,267	\$0	\$26,267	\$112,236	\$8,534	\$120,770	\$52,200	\$37,083	\$569,290
4403557	Superior Way (Hurffville Rd - Deadend)	Glassboro	Complete Close		2 - Year	820	18	880	4	\$0	\$0	\$0	\$81,590	\$76,806	\$158,396	\$188,351	\$159	\$188,510
4411446	Batten Ave and Others	Waterford	Complete Close		2 - Year	8021	78	8,069	79	\$0	\$0	\$0	\$798,090	\$332,826	\$1,130,916	\$1,084,024	\$330,380	\$1,414,404
4272704	Coachman Manor Apartments	Waterford	Complete Close		2 - Year	12625	58	12,646	66	(\$88)	(\$88)	(\$88)	\$1,256,168	\$247,486	\$1,503,674	\$1,657,742	\$324,932	\$1,982,674
4411472	Cummins Ave and Others	Waterford	Complete Close		2 - Year	8,220	120	8,298	128	\$0	\$0	\$0	\$817,890	\$512,040	\$1,329,930	\$944,756	\$356,221	\$1,300,977
4373106	Devis Rd (Hartford - Shreve)	Waterford	Complete Close		2 - Year	7313	83	7,294	82	\$0	\$0	\$0	\$727,844	\$354,161	\$1,081,805	\$857,205	\$252,292	\$1,109,497
4395120	Erial Rd (PP - PP)	Waterford	Complete Close		2 - Year	603	1	627	1	\$0	\$0	\$0	\$59,999	\$4,267	\$64,266	\$84,816	\$18,853	\$103,669
4410986	Garwood Rd and Stone Bridge Dr	Waterford	Complete Close		2 - Year	5,473	46	5,695	49	\$27,391	\$0	\$27,391	\$544,564	\$196,282	\$740,846	\$580,248	\$307,330	\$887,578
4380578	Glen Ave (DE - 2019 PP)	Waterford	Complete Close		2 - Year	336	4	294	4	\$0	\$0	\$0	\$33,432	\$17,068	\$50,500	\$57,653	\$0	\$57,653
4411627	Glenng Ave and Others	Waterford	Complete Close		2 - Years	6,534	106	6,502	99	\$0	\$0	\$0	\$650,133	\$452,302	\$1,102,435	\$1,119,913	\$413,919	\$1,533,832
4239023	Jackson Rd and Others	Waterford	Complete Close		2 - Year	15,016	124	15,949	114	\$0	\$0	\$0	\$1,494,092	\$529,108	\$2,023,200	\$1,760,462	\$463,967	\$2,224,429
4376007	Kennedy Blvd (Cedar - Parkview)	Waterford	Complete Close		2 - Year	580	3	554	2	\$0	\$0	\$0	\$55,720	\$12,801	\$68,521	\$64,479	\$31,121	\$97,600
4384273	Lincoln St Springhill	Waterford	Complete Close		2 - Year	7,771	152	7,738	153	\$0	\$0	\$0	\$773,215	\$648,584	\$1,421,799	\$1,076,844	\$410,475	\$1,487,319
4153270	Lower Landing Rd and Others Part 1	Waterford	Complete Close		2 - Year	7,209	92	7,292	96	\$0	\$0	\$0	\$717,296	\$392,564	\$1,109,860	\$994,359	\$339,826	\$1,334,185
4588355	Lower Landing Rd and Others Part 2	Waterford	Complete Close		2 - Year	3,278	7	3,329	7	\$1,186	\$0	\$1,186	\$326,161	\$29,869	\$356,030	\$919,479	\$33,954	\$953,433
4588358	Lower Landing Rd and Others Part 3	Waterford	Complete Close		2 - Year	4,755	20	4,575	48	\$0	\$0	\$0	\$473,123	\$85,340	\$558,463	\$825,086	\$261,990	\$1,087,076
4408329	Manhasset Trl and Mishu Mokwa Trl	Waterford	Complete Close		2 - Year	1,405	11	1,455	10	\$64,472	\$0	\$64,472	\$139,798	\$46,937	\$186,735	\$241,662	\$37,912	\$279,574
4411360	Milbridge Rd (Candlestick Dr - PP)	Waterford	Complete Close		2 - Year	1593	2	1,605	2	(\$227,769)	\$0	(\$227,769)	\$168,504	\$8,534	\$177,038	\$286,818	\$16,873	\$303,791
4411616	North Dr (PP - Blackwood Elementary School)	Waterford	Complete Close		2 - Year	284	0	305	0	\$0	\$0	\$0	\$28,258	\$0	\$28,258	\$27,386	\$0	\$27,386
4394624	Peach St (PP - PP)	Waterford	Complete Close		2 - Year	338	5	356	6	\$27,285	\$0	\$27,285	\$33,631	\$21,335	\$54,966	\$99,589	\$31,736	\$131,325
4395256	Private Dr (Bruno Ln - Deadend)	Waterford	Complete Close		2 - Year	707	2	695	1	\$6	\$0	\$6	\$70,347	\$6,534	\$76,881	\$52,652	\$3,949	\$56,201
4411749	Private Rd (Little Mill Rd - WS)	Waterford	Complete Close		2 - Year	684	4	695	4	\$0	\$0	\$0	\$68,068	\$17,088	\$85,156	\$70,434	\$18,666	\$89,100
4477772	S Burnt Mill Rd - Voorhes RRing	Waterford	Complete Close		2 - Year	126	0	372	0	\$0	\$0	\$0	\$12,537	\$0	\$12,537	\$29,823	\$0	\$29,823
4378412	Somerdale Rd. (Ogg - Hilltop)	Waterford	Complete Close		2 - Year	950	11	993	12	(\$150)	(\$150)	(\$150)	\$94,525	\$46,937	\$141,462	\$222,042	\$69,597	\$291,639
4238250	Stokes Rd and Others	Waterford	Complete Close		2 - Year	13,997	93	13,945	87	\$0	\$0	\$0	\$1,392,702	\$396,831	\$1,789,533	\$1,952,355	\$255,838	\$2,208,193
4379871	Walnut Ave. & Beech Ave.	Waterford	Complete Close		2 - Year	3156	59	3,172	58	\$247,936	(\$1,779)	\$246,157	\$314,022	\$251,753	\$565,775	\$663,343	\$282,965	\$886,306
4397684	White Ave and Others	Waterford	Complete Close		2 - Year	2,229	2	2,223	18	\$0	\$0	\$0	\$221,786	\$8,534	\$230,320	\$189,638	\$74,246	\$263,884
4416259	Wilson Ave and Delaware Ave	Waterford	Complete Close		2 - Year	357	6	338	6	(\$38,164)	\$32,664	(\$5,500)	\$35,522	\$0	\$35,522	\$43,330	\$63,717	\$107,347
4416897	N Holland St and Others	Waterford	Complete Close		2 - Year	5,528	49	5,635	50	\$385,546	\$0	\$385,546	\$550,036	\$209,083	\$759,119	\$888,419	\$232,461	\$1,120,880
4388330	Meadow Dr and Others	Atlantic	Complete Close		2 - Year	6,114	6	1,581	6	\$8,493	(\$2,930)	\$5,563	\$38,493	\$68,771	\$107,264	\$45,338	\$17,326	\$64,664
4149663	New Rd (Cedarbridge-Banning)	Atlantic	Complete Close		2 - Year	3480	27	3,560	26	\$76,806	(\$16,059)	\$60,746	\$115,209	\$64,469	\$144,609	\$110,609	\$1,027,213	
4387480	Weymouth Rd (202 PP - Atlantic Ave)	Atlantic	Complete Close		2 - Year	2,318	15	2,338	16	\$4,860	\$2,657	\$7,517	\$230,641	\$64,005	\$294,646	\$193,524	\$70,119	\$263,643
4400278	32 1/2 St (PP - Deadend)	Atlantic	Complete Close		2 - Year	503	9	508	9	\$0	\$0	\$0	\$50,049	\$88,452	\$138,501	\$64,371	\$50,881	\$115,052
4707361	33 1/2 St (2018 PP-DE)	Atlantic	Complete Close		2 - Year	492	13	471	13	\$861	\$0	\$861	\$48,954	\$55,471	\$104,425	\$76,183	\$66,397	\$142,580
4707402	40th St S (Bayshore Ave -2019 PP)	Atlantic	Complete Close		2 - Year	393	9	393	7	\$861	(\$1)	\$860	\$39,104	\$38,403	\$77,507	\$50,649	\$41,651	\$92,300
4399830	Edwards Ave and Others	Atlantic	Complete Close		2 - Year	1,019	12	1,023	11	\$24,634	\$3,137	\$27,771	\$101,391	\$51,204	\$152,595	\$146,455	\$161,424	
4389663	Irms Ave (PP-PP)	Atlantic	Complete Close		2 - Year	342	5	328	5	(\$7,168)	\$0	(\$7,168)	\$34,029	\$21,335	\$55,364	\$70,290	\$26,547	\$96,837
4391543	Mays Landing Somers Point Rd (1985 PP-New Hampshire)	Atlantic	Complete Close		2 - Year	1676	10	1,882	11	\$161,672	(\$19,237)	\$142,435	\$40,670	\$1,209,333	\$55,716	\$562,349	\$52,513	\$609,229
4400031	Richmond Ave (N New Rd - Deadend)	Atlantic	Complete Close		2 - Year	498	1	\$13,545	(\$3,644)	\$10,881	\$49,551	\$4,267	\$1,533,811	\$65,577	\$7	\$65,584		
4393289	S Harrisburg Ave (Ventnor Ave - Atlantic Ave)	Atlantic	Complete Close		2 - Year	1388	33	1,498	28	\$231,904	\$85,621	\$317,525	\$138,106	\$140,811	\$278,917	\$478,615	\$85,621	\$564,236
4393275	S Jefferson Ave (Mormouth Ave-Atlantic Ave)	Atlantic	Complete Close		2 - Year	2142	63	2,362	68	\$247,672	(\$3,785)	\$243,887	\$213,129	\$268,821	\$481,950	\$940,931	\$300,032	\$1,240,963
4392664	16th St and Others	Cape May	Complete Close		2 - Year	2,295	43	2,520	46	\$28,290	\$0	\$28,290	\$183,481	\$411,834	\$441,810	\$213,125	\$654,935	
4393425	Asbury Ave and Others	Cape May	Complete Close		2 - Year	2918	97	2,939	95	\$311,820	(\$10,486)	\$301,334	\$290,341	\$413,899	\$704,240	\$770,491	\$531,405	\$1,301,896
4390490	E Ave (Poplar-Glenwood)	Cape May	Complete Close		2 - Year	257	8	\$470	8	\$470	\$0	\$470	\$34,136	\$25,572	\$59,708	\$72,686	\$42,180	\$114,866
4392669	Haven Ave (20th St - 21st St)	Cape May	Complete Close		2 - Year	711	12	702	11	\$66,612	\$949	\$67,561	\$70,745	\$51,204	\$121,949	\$199,377	\$49,950	\$249,327
4402349	Dock St and Others	Cumberland	Complete Close		2 - Year	4,305	55	4,095	53	(\$8,599)	\$0	(\$8,599)	\$429,348	\$234,685	\$664,033	\$973,376	\$315,967	\$1,289,343
4389753	Lake Rd (West Blvd - Harding Hwy)	Cumberland	Complete Close		2 - Year	2834	10	2,859	11	\$0	\$0	\$0	\$42,670	\$21,983	\$64,653	\$179,240	\$0	\$179,240
4334433	Bells Lake Dr (Hurffville-Grenloch - Greenree)	Glassboro	Complete Close		2 - Year	3859	36	3,975	34	\$197,878	\$10,961	\$208,839	\$383,971	\$153,612	\$537,583	\$614,187	\$285,681	\$899,868
4404367	Delsea Dr (PP - Deadend)	Glassboro	Complete Close		2 - Year	1800	15	1,715	12	\$114,334	\$64,992	\$179,326	\$169,326	\$64,005	\$243,105	\$258,276	\$54,992	\$313,268
4400663	Dutch Row Rd (PP - Harding Hwy)	Glassboro	Complete Close		2 - Year	6890	22	6,911	17	\$0	\$0	\$0	\$685,555	\$93,874	\$779,429	\$886,846	\$154,608	\$1,041,454
4815290	E Pitman St	Glassboro	Complete Close		2 - Year	846	11	894	11	\$112	\$0	\$112	\$84,177	\$46,937	\$131,114	\$213,143	\$43,473	\$256,616
4424857	E Pitman St and Others	Glassboro	Complete Close		2 - Year	543	6	559	4	\$49,035	\$0	\$49,035	\$54,029	\$25,602	\$79,631	\$233,645	\$19,447	\$253,092
4400700	Harding Hwy (PP - PP)	Glassboro	Complete Close		2 - Year	906	1	\$16,408	935	\$16,408	\$4,160	\$20,568	\$93,033	\$4,267	\$97,300	\$147,018	\$4,160	\$151,178
4401590	Jefferson Ave (Allen Ave - PP)	Glassboro	Complete Close		2 - Year	663	6	599	4	\$41,281	\$2,249	\$43,530	\$65,969	\$25,602	\$91,571	\$94,336	\$35,357	\$129,873
4401969	Kings Hwy (PP - PP)	Glassboro	Complete Close		2 - Year	925	0	927	1	\$15,392	\$1,638	\$17,030	\$92,038	\$0	\$92,038	\$41,596	\$0	\$41,596
4407087	Kingsley Rd (Buckingham Dr - Lestershire Dr)	Glassboro	Complete Close		2 - Year	805	17	778	17	\$0	\$0	\$0	\$80,008	\$72,539	\$152,537	\$63,612	\$120,825	\$184,237
4425467	Lippincott Ave (Rt 49 - PP)	Glassboro	Complete Close		2 - Year	792	7	691	3	\$37,023	\$0	\$37,023	\$78,804	\$29,869	\$108,673	\$96,624	\$16,	

South Jersey Gas Company
Infrastructure Investment Program ("IIP")
IIP Capital Spend to Date as of March 31, 2026

Project Identification						Estimated Project		Actual Project		Actual Project Cost - Month - W/O AFUDC			Estimated Project Cost - Life to Date - W/O AFUDC			Actual Project Cost - Life to Date - W/O AFUDC		
Maximo #	Description	Division	Status	Completion Date - Actual/Projected	Program Year	Feet of Mains	No. of Services	Feet of Mains	No. of Services	Mains Project	Services Project	Total	Mains Project	Services Project	Total	Mains Project	Services Project	Total
4393425	Asbury Ave and Others	Cape May	Complete Close		2 - Year	0	0	0	0	\$0	\$0	\$0	\$0	\$0	\$0	(\$609)	\$946	\$337
439490	E Ave (Poplar-Glenwood)	Cape May	Complete Close		2 - Year	0	0	0	0	\$0	\$0	\$0	\$0	\$0	\$0	\$75	\$0	\$75
4392669	Haven Ave (20th St - 21st St)	Cape May	Complete Close		2 - Year	0	0	0	0	\$0	\$0	\$0	\$0	\$0	\$0	\$0	\$0	\$0
4402349	Dock St and Others	Cumberland	Complete Close		2 - Year	0	0	0	0	\$0	\$0	\$0	\$0	\$0	\$0	\$207,185	\$1,839	\$209,024
4386753	Lake Rd (West Blvd - Harding Hwy)	Cumberland	Complete Close		2 - Year	0	0	0	0	\$0	\$0	\$0	\$0	\$0	\$0	\$1,954	(\$3,996)	(\$2,042)
4344333	Bells Lake Dr (Hurlville-Grenloch - Greenlee)	Glassboro	Complete Close		2 - Year	0	0	0	0	\$0	\$0	\$0	\$0	\$0	\$0	\$251,339	(\$1,509)	\$249,830
4404367	Delesa Dr (PP - Deadend)	Glassboro	Complete Close		2 - Year	0	0	0	0	\$0	\$0	\$0	\$0	\$0	\$0	(\$1,790)	\$7,561	\$5,771
4815290	E Pitman St	Glassboro	Complete Close		2 - Year	0	0	0	0	\$0	\$0	\$0	\$0	\$0	\$0	(\$1,835)	\$0	(\$1,835)
4424657	E Pitman St and Others	Glassboro	Complete Close		2 - Year	0	0	0	0	\$0	\$0	\$0	\$0	\$0	\$0	(\$64,674)	\$0	(\$64,674)
4917704	Glenside Ave (Hook Rd - PP)	Glassboro	Complete Close		2 - Year	0	0	0	0	\$0	\$0	\$0	\$0	\$0	\$0	\$42,215	\$0	\$42,215
4400700	Harding Hwy (PP - PP)	Glassboro	Complete Close		2 - Year	0	0	0	0	\$0	\$0	\$0	\$0	\$0	\$0	\$81	\$0	\$81
4425387	Hickory Ave (Hollywood Ave - PP)	Glassboro	Complete Close		2 - Year	0	0	0	0	\$0	\$0	\$0	\$0	\$0	\$0	\$5,233	\$0	\$5,233
4401590	Jefferson Ave (Allen Ave - PP)	Glassboro	Complete Close		2 - Year	0	0	0	0	\$0	\$0	\$0	\$0	\$0	\$0	(\$603)	\$0	(\$603)
4401369	Kings Hwy (PP - PP)	Glassboro	Complete Close		2 - Year	0	0	0	0	\$0	\$0	\$0	\$0	\$0	\$0	\$5,793	\$0	\$5,793
4407087	Kingsley Rd (Buckingham Dr - Leathershire Dr)	Glassboro	Complete Close		2 - Year	0	0	0	0	\$0	\$0	\$0	\$0	\$0	\$0	\$107,191	\$28,912	\$136,103
4425467	Lippincott Ave (Rt 49 - PP)	Glassboro	Complete Close		2 - Year	0	0	0	0	\$0	\$0	\$0	\$0	\$0	\$0	\$1,846	\$106	\$1,952
4405521	Oak Valley Elementary School (College Blvd - Deadend)	Glassboro	Complete Close		2 - Year	0	0	0	0	\$0	\$0	\$0	\$0	\$0	\$0	\$0	\$0	\$0
4213369	S Front St and Others	Glassboro	Complete Close		2 - Year	0	0	0	0	\$0	\$0	\$0	\$0	\$0	\$0	\$138,435	\$0	\$138,435
4411446	Batten Ave and Others	Waterford	Complete Close		2 - Year	0	0	0	0	\$0	\$0	\$0	\$0	\$0	\$0	(\$17,395)	\$0	(\$17,395)
4272704	Coachman Manor Apartments	Waterford	Complete Close		2 - Year	0	0	0	0	\$0	\$0	\$0	\$0	\$0	\$0	(\$17,022)	\$0	(\$17,022)
4410986	Garwood Rd and Stone Bridge Dr	Waterford	Complete Close		2 - Year	0	0	0	0	\$0	\$0	\$0	\$0	\$0	\$0	\$495,832	\$0	\$495,832
4380578	Glen Ave (DE - 2019 PP)	Waterford	Complete Close		2 - Year	0	0	0	0	\$0	\$0	\$0	\$0	\$0	\$0	\$0	\$0	\$0
4397407	Holly Rd (Deadend - Deadend)	Waterford	Complete Close		2 - Year	0	0	0	0	\$0	\$0	\$0	\$0	\$0	\$0	\$74,205	\$0	\$74,205
4299223	Jackson Rd and Others	Waterford	Complete Close		2 - Year	0	0	0	0	\$0	\$0	\$0	\$0	\$0	\$0	\$2,787	\$0	\$2,787
4071910	Lakeside Dr and Nantucket Trail	Waterford	Complete Close		2 - Year	0	0	0	0	\$0	\$0	\$0	\$0	\$0	\$0	\$288,294	\$32,180	\$320,474
4384273	Lincoln & Springhill	Waterford	Complete Close		2 - Year	0	0	0	0	\$0	\$0	\$0	\$0	\$0	\$0	\$89	\$0	\$89
4153270	Lower Landing Rd and Others Part 1	Waterford	Complete Close		2 - Year	0	0	0	0	\$0	\$0	\$0	\$0	\$0	\$0	\$0	(\$2,976)	(\$2,976)
4588355	Lower Landing Rd and Others Part 2	Waterford	Complete Close		2 - Year	0	0	0	0	\$0	\$0	\$0	\$0	\$0	\$0	(\$297)	\$0	(\$297)
4588358	Lower Landing Rd and Others Part 3	Waterford	Complete Close		2 - Year	0	0	0	0	\$0	\$0	\$0	\$0	\$0	\$0	(\$2,478)	\$0	(\$2,478)
4408329	Manhasset Trl and Mishe Mokwa Trl	Waterford	Complete Close		2 - Year	0	0	0	0	\$0	\$0	\$0	\$0	\$0	\$0	(\$5,883)	\$0	(\$5,883)
4411360	Millbridge Rd (Candlestick Dr - PP)	Waterford	Complete Close		2 - Year	0	0	0	0	\$0	\$0	\$0	\$0	\$0	\$0	\$23,519	\$0	\$23,519
4408709	N Lakeside Dr E and Rambleswood Ln	Waterford	Complete Close		2 - Year	0	0	0	0	\$0	\$0	\$0	\$0	\$0	\$0	\$2,027	\$0	\$2,027
4411616	North Dr (PP - Blackwood Elementary School)	Waterford	Complete Close		2 - Year	0	0	0	0	\$0	\$0	\$0	\$0	\$0	\$0	\$0	\$0	\$0
4293042	Oakwood Dr and Others	Waterford	Complete Close		2 - Year	0	0	0	0	\$0	\$0	\$0	\$0	\$0	\$0	(\$55,510)	\$84,317	\$28,807
4396246	Old White Horse Pike (PP - Ohio Ave)	Waterford	Complete Close		2 - Year	0	0	0	0	\$0	\$0	\$0	\$0	\$0	\$0	\$0	\$106	\$106
4415719	Overbrook Regional Senior High School (PP - Deadend)	Waterford	Complete Close		2 - Year	0	0	0	0	\$0	\$0	\$0	\$0	\$0	\$0	\$11,306	\$278	\$11,584
4394624	Peach St (PP - PP)	Waterford	Complete Close		2 - Year	0	0	0	0	\$0	\$0	\$0	\$0	\$0	\$0	\$2,208	\$0	\$2,208
4974227	Pine St (Spring St - Woodburn Ave)	Waterford	Complete Close		2 - Year	0	0	0	0	\$0	\$0	\$0	\$0	\$0	\$0	(\$19)	\$0	(\$19)
4409711	Pine Moss Trl and Others	Waterford	Complete Close		2 - Year	0	0	0	0	\$0	\$0	\$0	\$0	\$0	\$0	(\$69,242)	\$2,084	(\$67,158)
4396266	Private Dr (Bruno Ln - Deadend)	Waterford	Complete Close		2 - Year	0	0	0	0	\$0	\$0	\$0	\$0	\$0	\$0	(\$9,626)	\$0	(\$9,626)
4477772	S Burnt Mill Rd. Voorhes RRing	Waterford	Complete Close		2 - Year	0	0	0	0	\$0	\$0	\$0	\$0	\$0	\$0	\$0	\$0	\$0
4378412	Somerdale Rd. (Ogg - Hilltop)	Waterford	Complete Close		2 - Year	0	0	0	0	\$0	\$0	\$0	\$0	\$0	\$0	\$96,432	\$0	\$96,432
4379871	Walnut Ave. & Beach Ave.	Waterford	Complete Close		2 - Year	0	0	0	0	\$0	\$0	\$0	\$0	\$0	\$0	\$32,712	\$0	\$32,712
4378161	Washington Ave. (Curtis - Cooper)	Waterford	Complete Close		2 - Year	0	0	0	0	\$0	\$0	\$0	\$0	\$0	\$0	\$132,234	\$6,682	\$140,916
4415925	Woodrow Ave and Others	Waterford	Complete Close		2 - Year	0	0	0	0	\$0	\$0	\$0	\$0	\$0	\$0	(\$1,738)	\$312	(\$1,426)
4396401	5th St and Others	Waterford	Complete Close		2 - Year	0	0	0	0	\$0	\$0	\$0	\$0	\$0	\$0	\$39,007	\$57,504	\$96,511
4416697	N Holland St and Others	Waterford	Complete Close		2 - Year	0	0	0	0	\$0	\$0	\$0	\$0	\$0	\$0	(\$18,126)	\$0	(\$18,126)
4801088	The Landings at Pine Lakes	Waterford	Complete Close		2 - Year	0	0	0	0	\$0	\$0	\$0	\$0	\$0	\$0	(\$23,935)	\$0	(\$23,935)
4393289	S Harrisburg Ave (Ventnor Ave - Atlantic Ave)	Atlantic	Complete Close		2 - Year	0	0	0	0	\$0	\$0	\$0	\$0	\$0	\$0	\$373,408	\$19,160	\$392,568
4399830	Edwards Ave and Others	Atlantic	Complete Close		2 - Year	0	0	0	0	\$0	\$0	\$0	\$0	\$0	\$0	(\$15,265)	\$0	(\$15,265)
4185881	Herbert Blvd and Others	Glassboro	Complete Close		2 - Year	0	0	0	0	\$0	\$0	\$0	\$0	\$0	\$0	\$19,889	\$0	\$19,889
4395120	Erial Rd (PP - PP)	Waterford	Complete Close		2 - Year	0	0	0	0	\$0	\$0	\$0	\$0	\$0	\$0	\$0	\$7,613	\$7,613
4801088	The Landings at Pine Lakes	Waterford	Complete Close		2 - Year	0	0	0	0	\$0	\$0	\$0	\$0	\$0	\$0	\$2,775	\$0	\$2,775
4400071	Cedar Ln (Church St - PP)	Atlantic	Complete Close	8/23/2024	3 - Year	1102	27	1,108	25	\$0	\$0	\$0	\$109,649	\$115,209	\$224,858	\$256,218	\$177,142	\$433,360
4391802	Centre St and Bethel Rd	Atlantic	Complete Close	10/31/2024	3 - Year	3428	26	3,426	25	\$321,307	\$0	\$321,307	\$11,942	\$452,028	\$667,988	\$135,657	\$803,645	
4391592	Connecticut Ave (10th St - 9th St)	Atlantic	Complete Close	8/13/2024	3 - Year	300	8	373	8	\$0	\$0	\$0	\$29,850	\$34,136	\$63,986	\$99,527	\$32,526	\$121,053
4400231	Debora Ln (Fire Rd - Deadend)	Atlantic	Complete Close	3/8/2025	3 - Year	271	3	271	3	\$5,110	\$0	\$5,110	\$28,965	\$0	\$28,965	\$46,876	\$13,100	\$59,976
4389467	Dover Ave (Zion Rd - Reed Ave)	Atlantic	Complete Close	10/28/2024	3 - Year	1522	26	1,576	26	(\$166,685)	\$0	(\$166,685)	\$151,439	\$110,942	\$262,381	\$308,177	\$106,007	\$414,184
4458892	Driftwood Dr and Others	Atlantic	Complete Close	12/19/2024	3 - Year	4027	46	4,271	47	\$612	\$0	\$612	\$400,687	\$196,282	\$596,969	\$711,386	\$185,254	\$896,640
4387601	Elm St (1989 PP - 1995 PP)	Atlantic	Complete Close	3/19/2025	3 - Year	161	3	161	3	\$432	\$0	\$432	\$42,984	\$25,602	\$68,586	\$49,226	\$683	\$49,909
4393745	Fernwood Ave (Leap St - Barbary Ave)	Atlantic	Complete Close	11/8/2024	3 - Year	2351	23	2,357	24	\$419,880	\$300	\$420,180	\$233,925	\$98,141	\$332,066	\$610,238	\$90,842	\$701,080
4389458	Iowa Ave (Zion Rd - Pitney Ave)	Atlantic	Complete Close	4/16/2025	3 - Year	1611	23	1,595	23	\$294,019	\$0	\$294,019	\$98,141	\$228,436	\$326,577	\$82,120	\$250,400	
4400144	Leeds Ave (W Revere Ave - Deadend)	Atlantic	Complete Close	4/4/2025	3 - Year	161	3	161	3	\$56,836	\$15,141	\$71,977	\$16,020	\$12,801	\$28,821	\$80,565	\$20,873	\$101,438
4399963	Nevajo Ave (PP - Mill Rd)	Atlantic	Complete Close	4/9/2025	3 - Year	278	6	278	6	\$4,526	\$21,995	\$26,521	\$27,661	\$25,602	\$53,263	\$43,035	\$47,446	\$90,481
4210073	New Rd, Somerset/Village Dr-Nays Landing Rd)	Atlantic	Complete Close	12/27/2024	3 - Year	1420	1	1,410	20	\$2,350	\$0	\$2,350	\$14,200	\$4,267	\$18,467	\$24,567	\$24,567	\$49,134
4393804	Poplar Ave and Erma Dr	Atlantic	Complete Close	9/9/2024	3 - Year	2341	28	2,334	29	\$21,851	\$0	\$21,851	\$22,930	\$119,476	\$142,406	\$195,020	\$117,072	\$312,102
4393832	Ridge Ave (Mill Rd - Deirdra Dr)	Atlantic	Complete Close	5/31/2025	3 - Year	854	6	868	6	\$0	\$53,017	\$53,017	\$84,973	\$25,602	\$110,575	\$72,199	\$62,015	\$134,214
4390153	S 8th Ave	Atlantic	Complete Close	7/24/2024	3 - Year	357	1	613	0	\$0	\$0	\$0	\$35,522	\$4,267	\$39,789	\$65,665	\$0	\$65,665
4392235	Sixth St and 5th St	Atlantic	Complete Close	11/20/2024	3 - Year	556	7	569	7	\$0	\$0	\$0	\$55,322	\$29,869	\$85,191	\$78,969	\$31,142	\$110,111
4388683	Tremont Ave (PP - W Jersey Ave)	Atlantic	Complete Close	3/24/2025	3 - Year	1405	20	1,388	19	\$206,213	\$0	\$206,213	\$139,798	\$85,340	\$225,138	\$303,805	\$97,992	\$401,797
4400092	Walnut Ave (Lake Ave - Deadend)	Atlantic	Complete Close	3/12/2025	3 - Year	741	14	808	14	\$64,434	\$24,612	\$89,046	\$73,730	\$59,738	\$133,468	\$126,514	\$92,747	\$219,261
4400157	Central Ave (Cedarbrook Ln - Oak Ave)	Atlantic	Complete Close	7/26/2024	3 - Year	697	6	697	6	\$0	\$20,322	\$20,322	\$69,352	\$25,602	\$94,954	\$267,464	\$30,499	\$297,963
4388700	Fernwood Ave	Atlantic	Complete Close	8/27/2024	3 - Year	285	1	307	2	\$0	\$0	\$0	\$28,359	\$4,267	\$32,626	\$69,354	\$3,661	\$73,015
4400137	Nightingale (PP - Sutton Ave)	Atlantic	Complete Close	10/29/2024	3 - Year	426	2	467	2	\$0	\$0	\$0	\$43,534	\$67	\$43,601	\$49,027	\$0	\$49,027
4393609	S Chester Ave (Dead End - Tunis Ave)	Atlantic	Complete Close	11/21/2024	3 - Year	383	2	371	1	\$10,388	\$0	\$10,388	\$38,109	\$8,534	\$46,643	\$51,710	\$5,115	\$56,825
4412908	Canning House Ln (PP - PP)	Cape May	Complete Close	6/30/2025	3 - Year	360	6	425	6	\$65,736	\$33,689	\$99,425	\$35,820	\$25,602	\$61,422	\$66,578	\$33,689	\$1

South Jersey Gas Company
Infrastructure Investment Program ("IIP")
IIP Capital Spend to Date as of March 31, 2026

Project Identification						Estimated Project		Actual Project		Actual Project Cost - Month - W/O AFUDC			Estimated Project Cost - Life to Date - W/O AFUDC			Actual Project Cost - Life to Date - W/O AFUDC		
Maximo #	Description	Division	Status	Completion Date - Actual/Projected	Program Year	Feet of Mains	No. of Services	Feet of Mains	No. of Services	Mains Project	Services Project	Total	Mains Project	Services Project	Total	Mains Project	Services Project	Total
478568	Simpson Ave Holly Ave E - Pitman Ave)	Glassboro	Complete Close	7/8/2024	3 - Year	234	9	234	7	\$0	\$0	\$0	\$23,283	\$38,403	\$61,686	\$72,153	\$20,682	\$92,835
4415778	10th Ave and Others	Waterford	Complete Close	12/18/2024	3 - Year	2965	51	2,819	50	\$0	\$0	\$0	\$297,008	\$217,617	\$514,625	\$259,814	\$259,162	\$518,976
4398652	2nd Ave and Others	Waterford	Complete Close	11/20/2024	3 - Year	1203	19	1,206	19	(\$3,582)	\$0	(\$3,582)	\$81,073	\$200,772	\$133,652	\$87,556	\$221,208	\$221,208
4394446	2nd Rd (2nd St - 11th St)	Waterford	Complete Close	12/19/2024	3 - Year	2348	6	2,360	6	\$0	\$4,126	\$4,126	\$233,626	\$25,602	\$259,228	\$333,826	\$30,552	\$364,378
4399290	4399290	Waterford	Complete Close	7/11/2024	3 - Year	788	4	695	5	\$0	\$0	\$0	\$78,406	\$17,068	\$95,474	\$65,239	\$19,209	\$84,448
4396644	3rd Ave (Grant Ave to Center Ave)	Waterford	Complete Close	7/17/2024	3 - Year	867	3	866	2	\$0	\$0	\$0	\$86,267	\$12,801	\$99,068	\$86,024	\$12,483	\$98,507
4408271	Alston Rd and Pacific Trl	Waterford	Complete Close	4/16/2025	3 - Year	816	6	900	6	\$0	\$0	\$0	\$81,192	\$25,602	\$106,794	\$126,132	\$39,332	\$165,464
4395413	Berlin-Cross Keys Rd and Others	Waterford	Complete Close	4/30/2025	3 - Year	3010	13	3,135	10	(\$108,366)	\$86,537	(\$21,829)	\$299,456	\$55,471	\$354,926	\$699,840	\$72,543	\$772,383
4415706	Bitlle Ave and Jackson Rd	Waterford	Complete Close	4/15/2025	3 - Year	795	9	808	7	\$730	\$0	\$730	\$79,103	\$38,403	\$117,506	\$76,193	\$41,712	\$117,905
4395528	Camden County Vocational School (Berlin-Cross Keys Rd - Deadend)	Waterford	Complete Close	5/31/2025	3 - Year	4345	9	4,449	0	\$20,981	\$0	\$20,981	\$432,328	\$38,403	\$470,731	\$334,623	\$3,910	\$338,533
4395064	Cedar Ave (PP - Deadend)	Waterford	Complete Close	4/30/2025	3 - Year	284	2	279	2	\$0	\$0	\$0	\$28,258	\$8,534	\$36,792	\$28,104	\$8,749	\$36,853
4397648	Edgewood Ave (Route 73 - PP)	Waterford	Complete Close	11/22/2024	3 - Year	447	1	447	1	\$17,937	\$0	\$17,937	\$44,477	\$4,267	\$48,744	\$141,301	\$3,646	\$144,947
4410159	Ellis Ave and Others	Waterford	Complete Close	8/20/2024	3 - Year	1328	21	1,403	22	\$0	\$0	\$0	\$132,136	\$89,607	\$221,743	\$239,179	\$115,262	\$354,441
4394787	Elmwood Blvd and Others	Waterford	Complete Close	3/20/2025	3 - Year	1057	33	1,060	31	\$1,352	\$0	\$1,352	\$173,648	\$140,811	\$314,459	\$118,256	\$156,538	\$274,794
4397658	McCellan Ave (N Route 73 - N Atlantic Ave)	Waterford	Complete Close	2/26/2025	3 - Year	640	12	638	11	\$81,490	\$0	\$81,490	\$63,680	\$51,204	\$114,884	\$201,684	\$49,620	\$251,304
4396472	Richards Ave (Jackson Rd - WS)	Waterford	Complete Close	3/28/2025	3 - Year	849	6	874	6	\$0	\$0	\$0	\$84,476	\$25,602	\$110,078	\$50,248	\$37,479	\$87,727
4394714	S Egg Harbor Rd (PP - Deadend)	Waterford	Complete Close	5/31/2025	3 - Year	665	2	732	2	\$1,939	\$440	\$2,379	\$66,168	\$8,534	\$74,702	\$68,271	\$440	\$68,711
4411700	Salina Rd (PP - PP)	Waterford	Complete Close	8/5/2024	3 - Year	1173	2	1,214	1	\$0	\$20,178	\$20,178	\$116,714	\$8,534	\$125,248	\$116,714	\$25,602	\$142,316
4416670	Scott Ave and Others	Waterford	Complete Close	4/30/2025	3 - Year	1082	2	1,087	4	(\$1,166)	\$0	(\$1,166)	\$107,659	\$8,534	\$116,193	\$83,337	\$781	\$84,118
4408638	Shawnee High School (Medford Lakes-Tabernacla Rd - PP)	Waterford	Complete Close	11/15/2024	3 - Year	984	0	999	0	(\$933)	\$0	(\$933)	\$97,908	\$0	\$97,908	\$0	\$0	\$68,077
5257675	Shoppes at Gloucester Township (Davistown Rd - DE)	Waterford	Complete Close	3/26/2025	3 - Year	864	7	858	7	(\$12,330)	\$4,906	(\$7,424)	\$85,968	\$29,869	\$115,837	\$165,085	\$38,897	\$203,982
4284415	Sickleville Rd (Williamsown-Erial)	Waterford	Complete Close	5/31/2025	3 - Year	12563	28	12,805	27	\$88,627	\$83,194	\$171,821	\$1,194,676	\$1,250,019	\$2,444,695	\$2,185,120	\$157,238	\$2,342,358
4397771	South Arlington Ave and Others	Waterford	Complete Close	10/9/2024	3 - Year	1184	17	1,199	17	\$0	\$0	\$0	\$117,808	\$73,399	\$191,207	\$188,434	\$64,441	\$252,875
4381280	State Ave W and Pierce Ave	Waterford	Complete Close	10/17/2024	3 - Year	909	13	913	14	(\$11,696)	\$0	(\$11,696)	\$89,550	\$59,728	\$149,278	\$149,694	\$19,429	\$169,123
4395553	Sunny Ave and Others	Waterford	Complete Close	9/25/2024	3 - Year	3138	33	3,157	31	\$0	\$0	\$0	\$140,811	\$112,013	\$252,824	\$120,532	\$407,792	\$272,807
4408111	Tuckerton Rd (PP - Sandstone Ct)	Waterford	Complete Close	12/23/2024	3 - Year	3157	5	3,146	5	\$0	\$0	\$0	\$314,122	\$21,335	\$335,457	\$467,414	\$38,836	\$506,250
4378988	W Atlantic Ave (Vassar - Pennsylvania)	Waterford	Complete Close	10/4/2024	3 - Year	6394	91	6,730	91	\$0	\$0	\$0	\$636,203	\$388,297	\$1,024,500	\$1,003,328	\$414,238	\$1,417,566
4395538	Wilby Rd and Others	Waterford	Complete Close	5/31/2025	3 - Year	5821	36	6,649	24	\$16,749	\$129,381	\$146,130	\$579,190	\$153,612	\$732,802	\$399,120	\$134,363	\$533,483
4394724	Winterberry Ln (Waterford Rd to PP)	Waterford	Complete Close	3/28/2025	3 - Year	176	0	214	0	\$0	\$0	\$0	\$17,512	\$0	\$17,512	\$41,480	\$0	\$41,480
4415838	Woodburn Ave and Others	Waterford	Complete Close	4/30/2025	3 - Year	11850	165	10,695	157	\$4,372	\$68,869	\$73,241	\$1,179,075	\$73,241	\$1,252,316	\$885,130	\$547,544	\$1,432,674
4396584	3rd St (PP - PP)	Waterford	Complete Close	3/28/2025	3 - Year	515	7	506	7	(\$3,497)	\$0	(\$3,497)	\$51,243	\$29,869	\$81,112	\$53,239	\$33,316	\$86,555
4396310	Carl Hesseman Dr (PP-PP)	Waterford	Complete Close	11/7/2024	3 - Year	340	2	350	3	\$0	\$0	\$0	\$33,830	\$8,534	\$42,364	\$49,984	\$10,987	\$60,971
4409301	Cedar Branch St and Others	Waterford	Complete Close	4/4/2025	3 - Year	9791	143	0	0	(\$46,307)	\$0	(\$46,307)	\$974,205	\$910,181	\$1,984,386	\$0	\$0	\$0
4146077	Brigantine Blvd (Havron Beach-Absecon Channel)	Atlantic	Complete Pending	4/30/2025	3 - Year	5772	142	5,781	136	\$28,196	\$104,435	\$132,631	\$574,314	\$1,180,228	\$1,754,542	\$2,454,041	\$1,067,366	\$3,521,677
4391372	E Magnolia Ave (3rd Ave - 4th Ave)	Atlantic	Complete Close	6/30/2025	3 - Year	500	8	500	8	\$49	\$28,704	\$28,753	\$49,750	\$34,136	\$83,886	\$49,551	\$42,244	\$91,795
4391715	Massachusetts Ave	Atlantic	Complete Close	2/14/2025	3 - Year	215	3	209	3	\$0	\$0	\$0	\$21,393	\$34,194	\$55,587	\$61,702	\$12,623	\$74,325
4388821	Tilton Rd and East Ave	Atlantic	Complete Pending	5/31/2025	3 - Year	2335	9	2,513	8	\$12,162	\$1,731	\$13,893	\$232,333	\$38,403	\$270,736	\$261,751	\$74,187	\$335,938
4391589	Vassar Dr (Colwick Dr - Merion Dr)	Atlantic	Complete Close	3/29/2025	3 - Year	204	2	204	1	\$0	\$0	\$0	\$11,035	\$20,298	\$31,333	\$14,531	\$17,197	\$31,728
4392371	Wabash Ave and Oak Ave	Atlantic	Complete Close	4/30/2025	3 - Year	1,444	7	900	5	\$0	\$22,894	\$22,894	\$143,678	\$29,869	\$173,547	\$87,362	\$43,442	\$110,804
4413259	Seashore Rd (New England Rd - PP)	Cape May	Complete Close	4/30/2025	3 - Year	5,463	38	5,474	32	(\$1,277)	\$0	(\$1,277)	\$543,369	\$162,146	\$705,515	\$1,298,579	\$91,472	\$1,390,051
4389503	Route 40 (Route 55 - Malaga Lake)	Cumberland	Complete Close	3/28/2025	3 - Year	1,473	6	1,462	6	\$0	\$0	\$0	\$146,664	\$25,602	\$172,266	\$118,201	\$15,121	\$133,322
4400091	S Central Ave and Louis Dr	Cumberland	Complete Close	5/31/2025	3 - Year	1,387	8	1,412	8	\$0	\$0	\$0	\$138,007	\$34,136	\$172,143	\$140,789	\$41,820	\$182,609
4253915	Water St and Others	Cumberland	Complete Close	12/12/2024	3 - Year	8,362	54	9,215	54	(\$3,712)	\$0	(\$3,712)	\$832,019	\$230,418	\$1,062,437	\$2,054,593	\$240,328	\$2,294,921
5341412	Bankbridge Rd and Tanyard Rd (WS-WS)	Glassboro	Complete Close	6/30/2025	3 - Year	209	0	222	0	\$62,455	\$0	\$62,455	\$20,796	\$0	\$20,796	\$106,056	\$0	\$106,056
4401875	Carson Ave (Carter Ave - Swedesboro Rd)	Glassboro	Complete Close	5/31/2025	3 - Year	2,636	30	2,622	30	\$2,002	\$100,218	\$102,220	\$262,282	\$128,010	\$390,292	\$283,189	\$142,331	\$425,520
4157133	County House Rd (Lakeside-Hurville)	Glassboro	Complete Close	12/9/2024	3 - Year	2,286	25	2,330	24	\$0	\$0	\$0	\$22,457	\$106,675	\$129,132	\$214,312	\$123,507	\$337,819
4400651	Dutch Row Rd (Monroeville Rd - PP)	Glassboro	Complete Close	2/24/2025	3 - Year	6,447	13	6,449	13	\$0	\$0	\$0	\$641,477	\$696,948	\$1,338,425	\$798,098	\$51,642	\$849,740
5034097	Ivanhoe Rd (County House Rd & Hurville Rd)	Glassboro	Complete Close	3/6/2025	3 - Year	285	2	270	2	\$0	\$0	\$0	\$28,358	\$6,534	\$34,892	\$33,298	\$9,728	\$43,016
5320899	Lansje Trl Main Replacement	Glassboro	Complete Close	6/30/2025	3 - Year	428	6	422	6	\$28,951	\$0	\$28,951	\$42,586	\$25,602	\$68,188	\$71,743	\$103,983	\$175,726
4404605	N Marion Ave (Maple St - Deadend)	Glassboro	Complete Close	4/2/2025	3 - Year	376	5	369	5	\$0	\$0	\$0	\$37,412	\$21,335	\$58,747	\$34,550	\$22,615	\$57,165
4398650	Richwood - Harrisonville Rd (PP - Mullica Hill Rd)	Glassboro	Complete Close	4/17/2025	3 - Year	747	3	792	3	\$21,388	\$0	\$21,388	\$74,327	\$12,801	\$87,128	\$104,947	\$23,680	\$128,627
5012646	Seabrook Rd (& Halltown Rd)	Glassboro	Complete Close	6/30/2025	3 - Year	2,496	0	2,586	0	\$121,499	\$0	\$121,499	\$0	\$248,352	\$369,851	\$121,499	\$0	\$121,499
4157058	South Pennville Grid 1 (P	Glassboro	Complete Pending	4/30/2025	3 - Year	10,210	113	10,374	103	(\$153,098)	\$117,880	(\$35,218)	\$1,015,895	\$482,171	\$1,498,066	\$1,129,892	\$376,622	\$1,506,514
4253963	Swedesboro Rd (Ladner-WS)	Glassboro	Complete Close	3/28/2025	3 - Year	1,064	12	1,102	11	\$46,436	\$0	\$46,436	\$51,204	\$105,888	\$157,072	\$197,289	\$55,822	\$253,103
5052669	2nd Ave & Central Ave	Waterford	Complete Close	5/31/2025	3 - Year	1,101	19	1,250	16	\$3,005	(\$5,329)	(\$2,324)	\$109,550	\$81,073	\$190,623	\$160,112	\$82,277	\$242,389
4394825	Bellevue Ave and Others	Waterford	Complete Close	4/30/2025	3 - Year	1,879	16	1,893	16	(\$17,299)	\$0,358	\$3,059	\$166,961	\$65,272	\$232,233	\$194,783	\$96,423	\$291,206
4394332	Berwyn Ave (PP - Broadway)	Waterford	Complete Close	4/30/2025	3 - Year	648	3	657	3	(\$6,853)	\$0	(\$6,853)	\$67,780	\$12,801	\$80,581	\$110,400	\$14,140	\$124,540
4370635	Broadway & 9th Ave	Waterford	Complete Pending	4/30/2025	3 - Year	2,078	15	2,090	13	\$38,006	(\$25,048)	\$12,958	\$206,761	\$64,005	\$270,766	\$438,527	\$78,205	\$514,732
5342227	Cherrywood Plaza Shoppette	Waterford	Complete Close	6/30/2025	3 - Year	1,053	4	1,240	3	\$0	\$0	\$0	\$104,774	\$17,068	\$121,842	\$89,832	\$4,312	\$94,144
4398932	Chestnut Ave and Others	Waterford	Complete Close	4/2/2025	3 - Year	1,642	17	1,563	17	\$35,759	\$0	\$35,759	\$153,429	\$72,539	\$225,968	\$234,029	\$90,663	\$324,692
4377770	E Grant Ave and S Browning Ave	Waterford	Complete Close	4/30/2025	3 - Year	729	5	696	5	\$97	\$8,875	\$8,972	\$121,335	\$97,536	\$218,871	\$56,512	\$24,950	\$181,462
4399280	Elmwood Rd (Marion Turnpike - PP)	Waterford	Complete Close	9/17/2024	3 - Year	1,419	3	1,389	4	\$0	\$0	\$0	\$141,191	\$12,801	\$153,992	\$104,743	\$21,113	\$125,856
4374818	Evergreen Ave (Old Egg Harbor - Kennedy)	Waterford	Complete Close															

South Jersey Gas Company
Infrastructure Investment Program ("IIP")
IIP Capital Spend to Date as of March 31, 2026

Project Identification				Estimated Project				Actual Project				Actual Project Cost - Month - W/O AFUDC				Estimated Project Cost - Life to Date - W/O AFUDC				Actual Project Cost - Life to Date - W/O AFUDC			
Maximo #	Description	Division	Status	Completion Date - Actual/Projected	Program Year	Feet of Mains	No. of Services	Feet of Mains	No. of Services	Mains Project	Services Project	Total	Mains Project	Services Project	Total	Mains Project	Services Project	Total					
4396233	Chestnut St (Cherry St - WS)	Waterford	Complete Close	6/30/2025	3 - Year	424	4	435	1	\$0	\$0	\$0	\$42,188	\$17,068	\$59,256	\$41,441	\$17,121	\$58,562					
4391802	Centre St and Bethel Rd	Atlantic	Complete Close	10/31/2024	3 - Year	0	0	0	0	\$0	\$0	\$0	\$0	\$0	\$0	(\$6,526)	\$0	(\$6,526)					
4391372	E Magnolia Ave (3rd Ave - 4th Ave)	Atlantic	Complete Close	5/28/2025	3 - Year	0	0	0	0	\$0	\$0	\$0	\$0	\$0	\$0	\$0	\$0	\$0					
4387601	Elm St (1989 PP - 1995 PP)	Atlantic	Complete Close	3/19/2025	3 - Year	0	0	0	0	\$0	\$0	\$0	\$0	\$0	\$0	\$4,806	\$0	\$4,806					
4393745	Fernwood Ave (Leap St - Bayberry Ave)	Atlantic	Complete Close	11/8/2024	3 - Year	0	0	0	0	\$0	\$0	\$0	\$0	\$0	\$0	\$0	(\$297)	(\$297)					
4394548	Iowa Ave (Zion Rd - Pitney Ave)	Atlantic	Complete Close	4/16/2025	3 - Year	0	0	0	0	\$0	\$0	\$0	\$0	\$0	\$0	(\$2,465)	\$0	(\$2,465)					
4391715	Massachusetts Ave	Atlantic	Complete Close	2/14/2025	3 - Year	0	0	0	0	\$0	\$0	\$0	\$0	\$0	\$0	\$0	\$0	\$0					
4393832	Ridge Ave (Mill Rd - Diedre Dr)	Atlantic	Complete Close	5/14/2025	3 - Year	0	0	0	0	\$0	\$0	\$0	\$0	\$0	\$0	\$1,156	(\$640)	(\$484)					
4391589	Vassar Dr (Colwick Dr - Marion Dr)	Atlantic	Complete Close	3/9/2025	3 - Year	0	0	0	0	\$0	\$0	\$0	\$0	\$0	\$0	\$39,369	\$0	\$39,369					
4392371	Wabash Ave and Oak Ave	Atlantic	Complete Close	3/29/2025	3 - Year	0	0	0	0	\$0	\$0	\$0	\$128,937	\$0	\$128,937	\$0	\$0	\$128,937					
4400092	Walnut Ave (Lake Ave - Deadend)	Atlantic	Complete Close	3/12/2025	3 - Year	0	0	0	0	\$0	\$0	\$0	\$0	\$0	\$0	\$156	\$291	\$447					
4412908	Canning House Ln (PP - PP)	Cape May	Complete Close	6/25/2025	3 - Year	0	0	0	0	\$0	\$0	\$0	\$0	\$0	\$0	(\$18,195)	(\$8,167)	(\$26,362)					
4414408	Pine Ave and Others	Cape May	Complete Close	4/21/2025	3 - Year	0	0	0	0	\$0	\$0	\$0	\$0	\$0	\$0	(\$8,619)	\$0	(\$8,619)					
4861952	Pleasure Ave (42nd-43rd)	Cape May	Complete Close	3/22/2025	3 - Year	0	0	0	0	\$0	\$0	\$0	\$0	\$0	\$0	\$0	\$6,672	\$6,672					
4413259	Seashore Rd (New England Rd - PP)	Cape May	Complete Close	5/28/2025	3 - Year	0	0	0	0	\$0	\$0	\$0	\$0	\$0	\$0	(\$14,475)	\$0	(\$14,475)					
4386503	Route 40 (Route 55 - Malaga Lake)	Cumberland	Complete Close	3/28/2025	3 - Year	0	0	0	0	\$0	\$0	\$0	\$0	\$0	\$0	\$0	\$0	\$0					
4400091	S Central Ave and Louis Dr	Cumberland	Complete Close	5/9/2025	3 - Year	0	0	0	0	\$0	\$0	\$0	\$0	\$0	\$0	\$24,127	\$0	\$24,127					
4142086	W Walnut Rd (S West - White)	Cumberland	Complete Close	5/8/2025	3 - Year	0	0	0	0	\$0	\$0	\$0	\$0	\$0	\$0	\$3,720	\$1,745	\$5,465					
4253915	Water St and Others	Cumberland	Complete Close	12/12/2024	3 - Year	0	0	0	0	\$0	\$0	\$0	\$0	\$0	\$0	(\$123)	\$0	(\$123)					
5341412	Bankbridge Rd and Tanyard Rd (WS-WS)	Glassboro	Complete Close	5/25/2025	3 - Year	0	0	0	0	\$0	\$0	\$0	\$0	\$0	\$0	(\$35,638)	\$0	(\$35,638)					
4157133	County House Rd (Lakeside-Hurffville)	Glassboro	Complete Close	12/9/2024	3 - Year	0	0	0	0	\$0	\$0	\$0	\$0	\$0	\$0	\$244,784	\$0	\$244,784					
4403756	County House Rd and Others	Glassboro	Complete Close	11/26/2024	3 - Year	0	0	0	0	\$0	\$0	\$0	\$0	\$0	\$0	\$319	\$0	\$319					
4400651	Dulch Row Rd (Monroeville Rd - PP)	Glassboro	Complete Close	2/24/2025	3 - Year	0	0	0	0	\$0	\$0	\$0	\$0	\$0	\$0	\$0	\$0	\$0					
5034097	Ivanhoe Rd (County House Rd & Hurffville Rd)	Glassboro	Complete Close	3/8/2025	3 - Year	0	0	0	0	\$0	\$0	\$0	\$0	\$0	\$0	\$0	\$0	\$0					
4425377	Johnson St and Cleveland Ave	Glassboro	Complete Close	4/22/2025	3 - Year	0	0	0	0	\$0	\$0	\$0	\$0	\$0	\$0	\$3,738	\$0	\$3,738					
5382069	Lenape Trl Main Replacement	Glassboro	Complete Close	5/19/2025	3 - Year	0	0	0	0	\$0	\$0	\$0	\$12,234	\$0	\$12,234	\$0	\$0	\$12,234					
4404605	N Marion Ave (Maple St - Deadend)	Glassboro	Complete Close	4/2/2025	3 - Year	0	0	0	0	\$0	\$0	\$0	\$0	\$0	\$0	\$0	\$0	\$0					
3440324	Repauno Ave (Broad-Jefferson)	Glassboro	Complete Close	5/7/2025	3 - Year	0	0	0	0	\$0	\$0	\$0	\$0	\$0	\$0	\$6,357	\$0	\$6,357					
4398650	Richwood - Harrisonville Rd (PP - Mullica Hill Rd)	Glassboro	Complete Close	4/17/2025	3 - Year	0	0	0	0	\$0	\$0	\$0	\$0	\$0	\$0	\$15,456	\$0	\$15,456					
5012646	Seabrook Rd (& Halltown Rd)	Glassboro	Complete Close	6/16/2025	3 - Year	0	0	0	0	\$0	\$0	\$0	\$4,234	\$0	\$4,234	\$0	\$0	(\$4,234)					
4253963	Swedesboro Rd (Ladner-WS)	Glassboro	Complete Close	3/28/2025	3 - Year	0	0	0	0	\$0	\$0	\$0	\$0	\$0	\$0	\$5,123	\$0	\$5,123					
5032869	2nd Ave & Central Ave	Waterford	Complete Close	6/12/2025	3 - Year	0	0	0	0	\$0	\$0	\$0	\$20,484	\$0	\$20,484	\$0	\$0	\$20,484					
4408271	Alison Rd and Pecanic Trl	Waterford	Complete Close	4/16/2025	3 - Year	0	0	0	0	\$0	\$0	\$0	\$421	\$0	\$421	\$0	\$0	\$421					
4394625	Bellevue Ave and Others	Waterford	Complete Close	5/28/2025	3 - Year	0	0	0	0	\$0	\$0	\$0	\$0	\$0	\$0	\$2,523	\$0	\$2,523					
4395413	Berlin-Cross Keys Rd and Others	Waterford	Complete Close	7/1/2025	3 - Year	0	0	0	0	\$0	\$0	\$0	\$0	\$0	\$0	\$96,820	(\$288)	\$96,532					
4394632	Berwyn Ave (PP - Broadway)	Waterford	Complete Close	5/2/2025	3 - Year	0	0	0	0	\$0	\$0	\$0	\$0	\$0	\$0	\$0	\$0	\$0					
4395528	Camden County Vocational School (Berlin-Cross Keys Rd - Deadend)	Waterford	Complete Close	3/16/2026	3 - Year	0	0	0	0	\$0	\$0	\$0	\$0	\$0	\$0	(\$28,802)	\$0	(\$28,802)					
5342227	Cherrywood Plaza Shoprite	Waterford	Complete Close	4/2/2025	3 - Year	0	0	0	0	\$0	\$0	\$0	\$0	\$0	\$0	\$0	\$0	\$0					
4398932	Chestnut Ave and Others	Waterford	Complete Close	4/22/2025	3 - Year	0	0	0	0	\$0	\$0	\$0	\$0	\$0	\$0	\$0	\$0	\$0					
4377778	E Grant Ave and S Browning Ave	Waterford	Complete Close	5/6/2025	3 - Year	0	0	0	0	\$0	\$0	\$0	\$0	\$0	\$0	\$0	\$0	\$0					
4399280	Elmwood Rd (Maitlin Turnpike - PP)	Waterford	Complete Close	9/17/2024	3 - Year	0	0	0	0	\$0	\$0	\$0	\$0	\$0	\$0	\$50,465	\$0	\$50,465					
4374818	Evergreen Ave (Old Egg Harbor - Kennedy)	Waterford	Complete Close	11/20/2024	3 - Year	0	0	0	0	\$0	\$0	\$0	\$0	\$0	\$0	\$0	\$0	\$0					
4371533	Forrest Ave & Clements Bridge Rd	Waterford	Complete Close	3/26/2025	3 - Year	0	0	0	0	\$0	\$0	\$0	\$0	\$0	\$0	\$66,694	\$0	\$66,694					
4394512	Grand St (PP - 1973 WS)	Waterford	Complete Close	3/12/2025	3 - Year	0	0	0	0	\$0	\$0	\$0	\$0	\$0	\$0	\$50,306	\$0	\$50,306					
4410601	Haddonfield-Berlin Rd (PP - WS)	Waterford	Complete Close	6/12/2025	3 - Year	0	0	0	0	\$0	\$0	\$0	\$0	\$0	\$0	\$33,865	\$63	\$33,928					
4409836	Harrowgate Dr (PP - Pendleton Dr)	Waterford	Complete Close	12/12/2024	3 - Year	0	0	0	0	\$0	\$0	\$0	\$0	\$0	\$0	\$52,987	\$0	\$52,987					
4408238	Hawthorne Dr and Others	Waterford	Complete Close	6/5/2025	3 - Year	0	0	0	0	\$0	\$0	\$0	\$0	\$0	\$0	\$145,964	\$27,245	\$173,209					
4409690	Hopewell Rd and Others	Waterford	Complete Close	4/3/2025	3 - Year	0	0	0	0	\$0	\$0	\$0	\$0	\$0	\$0	\$575	\$0	\$575					
4398999	Hudson Ave (PP - Deadend)	Waterford	Complete Close	4/4/2025	3 - Year	0	0	0	0	\$0	\$0	\$0	\$0	\$0	\$0	\$3,797	\$0	\$3,797					
4371485	Itah Hill Rd & 3rd Ave	Waterford	Complete Close	5/29/2025	3 - Year	0	0	0	0	\$0	\$0	\$0	\$0	\$0	\$0	\$5,760	\$0	\$5,760					
4379895	Lakeview Ave (Park Ave)	Waterford	Complete Close	8/21/2024	3 - Year	0	0	0	0	\$0	\$0	\$0	\$0	\$0	\$0	\$0	\$0	\$0					
5010560	Longfellow Dr (Burnt Mill Rd - Hillside Dr)	Waterford	Complete Close	3/11/2025	3 - Year	0	0	0	0	\$0	\$0	\$0	\$0	\$0	\$0	(\$24)	\$0	(\$24)					
3757509	Medford Lakes Grid 1 (Part I)	Waterford	Complete Close	2/28/2025	3 - Year	0	0	0	0	\$0	\$0	\$0	\$0	\$0	\$0	\$9,297	\$4,691	\$13,988					
4158171	Medford Lakes Grid 1 (Part II)	Waterford	Complete Close	5/6/2025	3 - Year	0	0	0	0	\$0	\$0	\$0	\$0	\$0	\$0	\$23,658	\$0	\$23,658					
4394831	N Grove St and Others	Waterford	Complete Close	2/14/2025	3 - Year	0	0	0	0	\$0	\$0	\$0	\$0	\$0	\$0	\$42,295	\$0	\$42,295					
4395223	Pinetree Ave and Others	Waterford	Complete Close	5/27/2025	3 - Year	0	0	0	0	\$0	\$0	\$0	\$0	\$0	\$0	\$4,496	\$0	\$4,496					
4398632	Poplar Lakeview, W Elm & Stafford	Waterford	Complete Close	10/22/2024	3 - Year	0	0	0	0	\$0	\$0	\$0	\$0	\$0	\$0	\$6,025	\$0	\$6,025					
4396472	Richards Ave (Jackson Rd - WS)	Waterford	Complete Close	3/28/2025	3 - Year	0	0	0	0	\$0	\$0	\$0	\$0	\$0	\$0	\$421	\$0	\$421					
4409324	Route 70 (Route 70 - Deadend)	Waterford	Complete Close	11/19/2024	3 - Year	0	0	0	0	\$0	\$0	\$0	\$0	\$0	\$0	\$0	\$0	\$0					
4394714	S Egg Harbor Rd (PP - Deadend)	Waterford	Complete Close	6/30/2025	3 - Year	0	0	0	0	\$0	\$0	\$0	\$0	\$0	\$0	(\$9,907)	\$2	(\$9,905)					
4416670	Scott Ave and Others	Waterford	Complete Close	5/6/2025	3 - Year	0	0	0	0	\$0	\$0	\$0	\$0	\$0	\$0	\$421	\$0	\$421					
4284415	Sicklerville Rd (Williamstown-Erial)	Waterford	Complete Close	6/30/2025	3 - Year	0	0	0	0	\$0	\$0	\$0	\$0	\$0	\$0	\$12,158	\$32,467	\$44,625					
4395313	Terrace Ave and Others	Waterford	Complete Close	8/1/2024	3 - Year	0	0	0	0	\$0	\$0	\$0	\$0	\$0	\$0	\$0	\$0	\$0					
4416247	Van Horn Ave (PP - Trout Ave)	Waterford	Complete Close	3/6/2025	3 - Year	0	0	0	0	\$0	\$0	\$0	\$0	\$0	\$0	\$0	\$0	\$0					
4378988	W Atlantic Ave (Vassar - Pennsylvania)	Waterford	Complete Close	10/4/2024	3 - Year	0	0	0	0	\$0	\$0	\$0	\$0	\$0	\$0	\$0	\$0	(\$1,765)					
4374744	Washington Ave (PP-PP)	Waterford	Complete Close	12/12/2024	3 - Year	0	0	0	0	\$0	\$0	\$0	\$0	\$0	\$0	\$41,753	\$0	\$41,753					
4416195	Washington Ave and Others	Waterford	Complete Close	4/22/2025	3 - Year	0	0	0	0	\$0	\$0	\$0	\$0	\$0	\$0	(\$42,632)	\$0	(\$42,632)					
4395538	Wilby Rd and Others	Waterford	Complete Close	7/18/2025	3 - Year	0	0	0	0	\$0	\$0	\$0	\$0	\$0	\$0	\$20,455	\$38,889	\$59,344					
4394724	Winterberry Ln (Waterford Rd to PP)	Waterford	Complete Close	3/28/2025	3 - Year	0	0	0	0	\$0	\$0	\$0	\$0	\$0	\$0	\$566	\$0	\$566					
4415838	Woodburn Ave and Others	Waterford	Complete Close	5/29/2025	3 - Year	0	0	0	0	\$0	\$0	\$0	\$0	\$0	\$0	\$12,052	\$0	\$12,052					
4395282	Wright Ave (PP - Deadend)	Waterford	Complete Close	11/14/2024	3 - Year	0	0	0	0	\$0	\$0	\$0	\$0	\$0	\$0	\$0	\$0	\$0					
4396584	3rd St (PP - PP)	Waterford	Complete Close	3/28/2025	3 - Year	0	0	0	0	\$0	\$0	\$0	\$0	\$0	\$0	\$1,022	\$0	\$1,022					
4396233	Chestnut St (Cherry St - WS)	Waterford	Complete Close	4/10/2025	3 - Year	0	0	0	0	\$0	\$0	\$0	\$0	\$0	\$0	\$52,169	\$0	\$52,169					
4149277	Brightline Blvd (Hobart Beach-Abasco Channel)	Atlantic	Complete Pending	5/8/2025	3 - Year	0	0	0	0	\$0	\$0	\$0	\$0	\$0	\$0	\$3,149	(\$10,594)	(\$7,445)					
4388821	Tilton Rd and East Ave	Atlantic	Complete Pending	6/16/2025	3 - Year	0	0	0	0	\$0	\$0	\$0	\$0	\$0	\$0	\$89,082	\$4,357	\$103,419					
4401875	Carson Ave (Carter Ave - Swedesboro Rd)	Glassboro	Complete Pending	6/12/2025	3 - Year	0	0	0	0	\$0	\$0	\$0	\$0	\$0	\$0	\$3,341	\$0	\$3,341					
4157058	South Pennsville Grid 1 (P)	Glassboro	Complete Pending	6/25/2025	3 - Year	0	0	0	0	\$0	\$0	\$0	\$0	\$0	\$0	(\$1,870)	\$40,191	\$38,321					
4370635	Broadway & 9th Ave	Waterford	Complete Pending	6/2/2025	3 - Year	0	0	0	0	\$0	\$0	\$0	\$0	\$0	\$0	\$38,026	\$0	\$38,026					
44117																							

South Jersey Gas Company
Infrastructure Investment Program ("IIP")
IIP Capital Spend to Date as of March 31, 2026

Project Identification						Estimated Project		Actual Project		Actual Project Cost - Month - W/O AFUDC			Estimated Project Cost - Life to Date - W/O AFUDC			Actual Project Cost - Life to Date - W/O AFUDC			
Maximo #	Description	Division	Status	Completion Date - Actual/Projected	Program Year	Feet of Mains	No. of Services	Feet of Mains	No. of Services	Mains Project	Services Project	Total	Mains Project	Services Project	Total	Mains Project	Services Project	Total	
4401480	Church St (Kings Hwy-Road Track)	Glassboro	Complete Pending	8/31/2025	4 - Year	1,660	17	2,040	22	\$0	\$0	\$0	\$249,000	\$79,900	\$328,900	\$1,059,648	\$122,207	\$1,181,855	
4423278	Glassboro-Williamstown Rd	Glassboro	Complete Pending	9/30/2025	4 - Year	8,037	127	13,063	54	\$384	\$79,656	\$80,040	\$1,205,550	\$596,900	\$1,802,450	\$1,257,057	\$367,867	\$1,624,924	
3756330	Greenwood Drive and Others Part 1	Glassboro	Complete Pending	8/31/2025	4 - Year	1,866	55	2,490	52	\$0	\$0	\$0	\$279,900	\$58,500	\$338,400	\$625,307	\$272,218	\$897,525	
4393183	Greenwood Drive and Others Part 3	Glassboro	Complete Pending	12/31/2025	4 - Year	4,223	81	4,155	81	(\$189,843)	\$0	(\$189,843)	\$633,450	\$380,700	\$1,014,150	\$449,220	\$365,142	\$814,362	
4239190	Lamba Rd and Miller Dr	Glassboro	Complete Pending	1/31/2026	4 - Year	2,190	20	1,956	14	(\$18,160)	\$10,895	(\$7,265)	\$328,500	\$94,000	\$422,500	\$183,249	\$106,686	\$289,935	
4151556	Monroeville Rd (Swedesboro-Willow Grove)	Glassboro	Complete Pending	12/31/2025	4 - Year	4,913	29	4,880	28	(\$20,054)	\$0	(\$20,054)	\$736,950	\$136,300	\$873,250	\$614,418	\$142,026	\$756,444	
4406278	Morton Ln and Others	Glassboro	Complete Pending	8/31/2025	4 - Year	1,354	15	1,404	18	(\$156,068)	\$0	(\$156,068)	\$203,000	\$70,500	\$273,600	\$385,217	\$7,432	\$392,649	
4423654	N Oak Ave and W Woodland Ave	Glassboro	Complete Pending	12/31/2025	4 - Year	850	0	909	10	(\$24,912)	\$0	(\$24,912)	\$127,500	\$127,500	\$255,000	\$89,497	\$70,535	\$159,032	
5662276	W Center St Clayton Borough	Glassboro	Complete Pending	9/30/2025	4 - Year	1,382	31	1,411	22	\$0	\$0	\$0	\$207,300	\$145,700	\$353,000	\$455,497	\$83,647	\$539,144	
4374734	Adams Ave (Atlantic-Warwick)	Waterford	Complete Pending	7/31/2025	4 - Year	371	8	365	7	\$0	\$0	\$0	\$55,650	\$37,600	\$93,250	\$152,525	\$33,582	\$186,107	
4398642	Boyer Ave and Others	Waterford	Complete Pending	3/31/2026	4 - Year	1,240	12	2,361	36	(\$3,100)	\$54,554	\$51,454	\$186,000	\$56,400	\$242,400	\$189,876	\$204,321	\$394,197	
4397558	Broadview Ave and Others	Waterford	Complete Pending	12/31/2025	4 - Year	1,820	18	2,044	25	\$124,299	\$0	\$124,299	\$273,000	\$84,600	\$357,600	\$275,579	\$105,599	\$381,178	
4410608	Cooper Rd (PP - Kesson Gibbboro Rd)	Waterford	Complete Pending	7/31/2025	4 - Year	1,737	7	1,777	7	\$0	\$0	\$0	\$260,550	\$32,900	\$293,450	\$196,640	\$57,161	\$253,801	
4408865	Hartford Rd (Hickory Ln - PP)	Waterford	Complete Pending	12/31/2025	4 - Year	990	9	1,110	6	\$0	\$0	\$0	\$148,500	\$42,300	\$190,800	\$95,230	\$17,090	\$112,320	
4252439	Higgins Ave and Others (Harding-Ene)	Waterford	Complete Pending	3/31/2026	4 - Year	2,705	30	2,106	23	\$5,669	\$0	\$5,669	\$405,750	\$141,000	\$546,750	\$111,026	\$90,555	\$201,581	
5034183	Hill Ave (Fairview Ave - Kelly Dr)	Waterford	Complete Pending	7/31/2025	4 - Year	324	3	322	3	\$0	\$0	\$0	\$48,600	\$14,100	\$62,700	\$89,667	\$14,126	\$103,793	
4391168	Maple Ave & Elma Ave	Waterford	Complete Pending	10/30/2025	4 - Year	845	21	950	20	\$0	\$0	\$0	\$126,750	\$98,700	\$225,450	\$89,964	\$71,830	\$161,794	
4790567	McKee Rd and Others	Waterford	Complete Pending	1/31/2026	4 - Year	3,430	34	3,644	26	\$482,333	\$0	\$482,333	\$514,500	\$159,800	\$674,300	\$723,285	\$122,417	\$845,702	
4396487	Mill Rd (Jackson Rd - PP)	Waterford	Complete Pending	12/31/2025	4 - Year	3,790	24	3,806	23	\$0	\$0	\$0	\$568,500	\$81,300	\$649,800	\$208,128	\$120,292	\$328,420	
4398970	Route 73 (WS - Evesham Township Line)	Waterford	Complete Pending	12/31/2025	4 - Year	2,236	13	2,289	11	\$2,608	\$0	\$2,608	\$335,400	\$61,100	\$396,500	\$803,448	\$57,144	\$860,592	
4399162	S Route 73 (2011 WS - E Evesham Rd)	Waterford	Complete Pending	9/30/2025	4 - Year	6,735	10	6,710	10	(\$43,479)	\$0	(\$43,479)	\$47,000	\$1,012,250	\$1,059,250	\$1,314,361	\$84,376	\$1,398,737	
4239064	Taunton Rd (Holly-Northwark)	Waterford	Complete Pending	1/31/2026	4 - Year	3,887	46	3,899	29	\$3,255	\$0	\$3,255	\$583,050	\$216,200	\$799,250	\$1,262,931	\$280,417	\$1,543,348	
5034127	Tuckerton Rd (Heron Ct - Jackson Rd)	Waterford	Complete Pending	12/31/2025	4 - Year	391	4	444	0	\$0	\$0	\$0	\$58,650	\$0	\$58,650	\$127,061	\$0	\$127,061	
4252158	United States Ave (Janette-Kennedy)	Waterford	Complete Pending	12/31/2025	4 - Year	1,097	12	1,101	12	\$2,659	\$0	\$2,659	\$164,550	\$56,400	\$220,950	\$221,064	\$43,204	\$264,268	
4398355	Roberta Ave (Reega Ave - DE)	Atlantic	Complete Pending	3/31/2026	4 - Year	480	5	440	5	\$28,944	\$34,562	\$63,506	\$72,000	\$23,500	\$95,500	\$37,087	\$34,562	\$71,649	
4386519	Nothnick Ln and Franklin St	Cumberland	Complete Pending	3/31/2026	4 - Year	1,078	3	1,104	1	\$47,748	\$28,054	\$75,802	\$75,802	\$14,100	\$90,500	\$61,019	\$28,054	\$89,073	
4402625	County House Rd (WS - WS)	Glassboro	Complete Pending	4/30/2026	4 - Year	384	2	458	2	\$128,862	\$22,035	\$150,897	\$57,000	\$9,400	\$67,000	\$685,150	\$22,035	\$707,185	
4395109	Enial Rd (PP - WS)	Waterford	Complete Pending	3/31/2026	4 - Year	633	2	656	2	\$83,702	\$10,136	\$93,838	\$94,950	\$0	\$94,950	\$104,350	\$94,618	\$110,136	
4399267	Willow Bend - Tomlinson Mill Rd (WS - WS)	Waterford	Complete Pending	7/31/2025	4 - Year	1,548	0	1,826	0	\$0	\$0	\$0	\$232,200	\$0	\$232,200	\$319,923	\$0	\$319,923	
4382924	Woodland Ave and Fern Ave	Waterford	Complete Pending	12/31/2025	4 - Year	528	9	527	9	\$0	\$0	\$0	\$79,200	\$42,300	\$121,500	\$129,663	\$39,359	\$169,022	
4151655	Brighton Rd (Stone Harbor-PP)	Cape May	In Construction	4/30/2026	4 - Year	189	2	195	0	\$19,021	\$0	\$19,021	\$28,350	\$9,400	\$37,750	\$60,289	\$0	\$60,289	
4423270	Glassboro Rd (WS - WS)	Glassboro	In Construction	12/31/2025	4 - Year	62	2	1,598	0	\$58,454	\$0	\$58,454	\$29,450	\$0	\$29,450	\$33,711	\$0	\$33,711	
4411581	Crestview Ave (PP - WS)	Waterford	In Construction	4/30/2026	4 - Year	630	6	729	0	\$105,689	\$0	\$105,689	\$0	\$28,200	\$122,700	\$141,622	\$0	\$141,622	
4411353	Hider Ln (WS - Deaded)	Waterford	In Construction	4/30/2026	4 - Year	0	0	1,272	0	\$68,593	\$0	\$68,593	\$97,500	\$32,900	\$130,400	\$138,070	\$0	\$138,070	
4340163	Route 9 (Wrights Ln-Ocean View Rd) (Part I)	Cape May	In Construction	12/31/2025	4 - Year	5,689	39	6,566	39	\$2,292	\$61,277	\$63,569	\$853,350	\$1,036,650	\$1,036,650	\$1,031,154	\$259,838	\$1,290,992	
4405219	S Evergreen Ave (PP - PP)	Glassboro	In Construction	1/31/2026	4 - Year	1,187	6	1,153	5	\$43,034	(\$7,542)	\$35,492	\$178,050	\$28,200	\$206,250	\$220,951	\$29,146	\$250,097	
4423473	William St and Others	Glassboro	In Construction	12/31/2025	4 - Year	5,900	11	5,083	19	(\$10,160)	\$25,217	\$15,057	\$51,700	\$936,700	\$1,074,217	\$206,755	\$1,280,972	\$0	\$1,280,972
5107526	Fairway Apartments (1501 Old Black Horse Pike)	Waterford	In Construction	12/31/2026	4 - Year	3,525	35	5,666	0	\$4,478	\$0	\$4,478	\$528,750	\$164,500	\$693,250	\$321,801	\$0	\$321,801	
4458886	Maureen Ct and	Waterford	In Construction	9/30/2025	4 - Year	9,549	296	9,760	264	\$208,048	\$93,335	\$301,383	\$1,432,350	\$1,391,200	\$2,823,550	\$1,237,043	\$1,025,875	\$2,262,918	
4151655	Brighton Rd (Stone Harbor-PP)	Cape May	In Construction	4/30/2026	4 - Year	0	0	0	0	\$0	\$10,382	\$10,382	\$0	\$0	\$10,382	\$0	\$0	\$10,709	
5211607	Townview Ave & Others	Cape May	In Construction	4/30/2026	4 - Year	5,445	55	2,194	0	\$67,104	\$2	\$67,106	\$816,750	\$258,500	\$1,075,250	\$89,438	\$652	\$90,090	
4402757	Southwood Dr (Knoll Dr - Dead End)	Cumberland	In Construction	4/30/2026	4 - Year	1,059	19	1,047	19	\$143,971	\$1	\$143,971	\$158,850	\$248,150	\$157,031	\$162	\$157,193		
4137633	Almond Rd Phase 1 (N Mill - N Orchard)	Cumberland	In Construction	4/30/2026	4 - Year	300	21	2,698	22	\$424,121	\$0	\$424,121	\$45,000	\$98,700	\$143,700	\$632,821	\$0	\$632,821	
4404489	Delessa Dr and Margaret Ave	Glassboro	In Construction	3/31/2026	4 - Year	2,498	25	2,016	0	\$115,290	\$0	\$115,290	\$374,700	\$117,500	\$492,200	\$172,749	\$0	\$172,749	
4423270	Glassboro Rd (WS - WS)	Glassboro	In Construction	1/31/2026	4 - Year	0	0	2	0	\$0	\$0	\$0	\$0	\$0	\$0	\$0	\$0	\$0	
4401557	Merkling St (Glen Echo Ave - PP)	Glassboro	In Construction	4/30/2026	4 - Year	950	1	2,932	6	\$270,984	\$4,782	\$284,766	\$142,500	\$4,700	\$147,200	\$305,427	\$7,020	\$312,447	
3384500	Aristone Drive (Evergreen-Bliatherwick)	Waterford	In Construction	4/30/2026	4 - Year	709	9	688	9	\$3,205	\$0	\$3,205	\$105,750	\$42,300	\$148,050	\$22,487	\$0	\$22,487	
3756168	Aristone Drive and Others	Waterford	In Construction	4/30/2026	4 - Year	15,831	150	12,012	49	\$856,226	\$201,567	\$1,057,793	\$2,374,650	\$705,000	\$3,079,650	\$1,101,558	\$201,686	\$1,303,244	
4894401	Cherrywood Dr (Winding Way - Blue Jay Dr)	Waterford	In Construction	4/30/2026	4 - Year	1,215	18	1,219	17	\$99,701	\$98,159	\$198,860	\$182,550	\$86,600	\$269,150	\$211,877	\$98,759	\$310,636	
4411581	Crestview Ave (PP - WS)	Waterford	In Construction	4/30/2026	4 - Year	0	0	0	0	\$1,902	\$0	\$1,902	\$0	\$0	\$1,902	\$0	\$0	\$1,902	
4410752	Fairmount Ave and Others	Waterford	In Construction	4/30/2026	4 - Year	3,428	42	3,378	7	\$250,448	\$0	\$250,448	\$514,200	\$197,400	\$711,600	\$300,421	\$0	\$300,421	
4411586	Haines Ave and Others	Waterford	In Construction	4/30/2026	4 - Year	1,367	27	1,431	3	\$198,050	\$0	\$198,050	\$205,050	\$126,900	\$331,950	\$210,680	\$0	\$210,680	
4411353	Hider Ln (WS - Deaded)	Waterford	In Construction	4/30/2026	4 - Year	650	7	0	7	\$0	\$0	\$0	\$97,500	\$0	\$97,500	\$130,400	\$0	\$130,400	
4411381	Peters Ln and Others	Waterford	In Construction	4/30/2026	4 - Year	3,870	38	2,055	0	\$126,532	\$0	\$126,532	\$580,500	\$178,600	\$759,100	\$148,967	\$0	\$148,967	
4410582	West Rd and Others	Waterford	In Construction	4/30/2026	4 - Year	6,538	26	920	0	\$189,656	\$0	\$189,656	\$980,700	\$122,200	\$1,102,900	\$216,547	\$0	\$216,547	
4844418	Winding Way and Others	Waterford	In Construction	3/31/2026	4 - Year	7,650	167	5,494	36	\$585,589	\$8,757	\$594,346	\$1,147,500	\$784,900					

South Jersey Gas Company
Infrastructure Investment Program ("IIP")
IIP Capital Spend to Date as of March 31, 2026

Project Identification						Estimated Project		Actual Project		Actual Project Cost - Month - W/O AFUDC			Estimated Project Cost - Life to Date - W/O AFUDC			Actual Project Cost - Life to Date - W/O AFUDC		
Maximo #	Description	Division	Status	Completion Date - Actual/Projected	Program Year	Feet of Mains	No. of Services	Feet of Mains	No. of Services	Mains Project	Services Project	Total	Mains Project	Services Project	Total	Mains Project	Services Project	Total
4402179	Cedar St and Others	Cumberland	Pre Construction	To Be Determined	To Be Determined	1,479	14	0	0	\$2,827	\$0	\$2,827	\$221,850	\$65,800	\$287,650	\$9,110	\$0	\$9,110
4147002	Delsea Dr: Phase I (Hunters Mill - Carlisle Place)	Cumberland	Pre Construction	To Be Determined	To Be Determined	3,380	9	0	0	\$10,431	\$0	\$10,431	\$507,000	\$42,300	\$549,300	\$18,628	\$0	\$18,628
4379218	Bank St and Others	Cumberland	Pre Construction	To Be Determined	To Be Determined	3,343	42	0	0	\$55	\$0	\$55	\$501,450	\$197,400	\$698,850	\$14,379	\$0	\$14,379
4452783	Keron Dr and Spring Garden Rd	Cumberland	Pre Construction	To Be Determined	To Be Determined	2,034	51	0	0	\$31	\$0	\$31	\$305,100	\$239,700	\$544,800	\$8,384	\$0	\$8,384
4402413	Lincoln Ave and CR 655	Cumberland	Pre Construction	To Be Determined	To Be Determined	1,051	2	0	0	\$72	\$0	\$72	\$157,650	\$9,400	\$167,050	\$20,258	\$122	\$20,380
4111124	Route 47 (Ellen/Miami)	Cumberland	Pre Construction	To Be Determined	To Be Determined	9,500	20	0	0	\$27	\$0	\$27	\$1,425,000	\$94,000	\$1,519,000	\$6,347	\$0	\$6,347
4400255	Wheel Rd and Others	Cumberland	Pre Construction	To Be Determined	To Be Determined	650	2	0	0	\$599	\$0	\$599	\$97,500	\$9,400	\$106,900	\$20,546	\$121	\$20,667
4464549	Balloy St (Lobus Ave-RR/King)	Glassboro	Pre Construction	To Be Determined	To Be Determined	1,223	18	0	0	\$2,666	\$0	\$2,666	\$183,450	\$84,600	\$268,050	\$3,246	\$0	\$3,246
4239107	Bankbridge Rd and Tanyard Rd	Glassboro	Pre Construction	To Be Determined	To Be Determined	1,350	22	0	0	\$1,963	\$0	\$1,963	\$202,500	\$103,400	\$305,900	\$46,596	\$0	\$46,596
4404552	Barlow Ave and Others	Glassboro	Pre Construction	To Be Determined	To Be Determined	7,455	46	0	0	\$8,610	\$0	\$8,610	\$1,118,250	\$1,334,450	\$2,452,700	\$9,592	\$0	\$9,592
4406833	Cape May Ave and Others	Glassboro	Pre Construction	To Be Determined	To Be Determined	4,160	41	0	0	\$4,779	\$0	\$4,779	\$624,000	\$192,700	\$816,700	\$49,886	\$0	\$49,886
4501866	Chestnut St (Enlow-Spruce)	Glassboro	Pre Construction	To Be Determined	To Be Determined	1,110	9	0	0	\$2,703	\$0	\$2,703	\$166,500	\$42,300	\$208,800	\$13,827	\$0	\$13,827
4233039	Duke Drive and Others	Glassboro	Pre Construction	To Be Determined	To Be Determined	11,000	160	0	0	\$0	\$6	\$6	\$1,650,000	\$752,000	\$2,402,000	\$0	\$1,312	\$1,312
5436541	E MILLBROOKE AVE (MAIN ST - PP)	Glassboro	Pre Construction	To Be Determined	To Be Determined	599	16	0	0	\$5,484	\$0	\$5,484	\$89,850	\$75,200	\$165,050	\$9,637	\$0	\$9,637
4260265	Fort Sumner Rd and Others	Glassboro	Pre Construction	To Be Determined	To Be Determined	5,950	152	0	0	\$0	\$0	\$0	\$892,500	\$714,400	\$1,606,900	\$9,035	\$0	\$9,035
4423564	Glen Lake Blvd and Others	Glassboro	Pre Construction	To Be Determined	To Be Determined	2,833	19	0	0	\$77	\$0	\$77	\$379,950	\$89,300	\$469,250	\$22,381	\$0	\$22,381
4246114	Greentree Rd (Sylvan-Chapel Heights)	Glassboro	Pre Construction	To Be Determined	To Be Determined	13,167	24	0	0	\$42	\$0	\$42	\$1,975,050	\$112,800	\$2,087,850	\$12,296	\$0	\$12,296
4402761	Higgins Dr and Others	Glassboro	Pre Construction	To Be Determined	To Be Determined	10,442	34	0	0	\$5,798	\$0	\$5,798	\$1,566,300	\$159,800	\$1,726,100	\$23,948	\$0	\$23,948
4292014	Industrial Park Rd and Oth	Glassboro	Pre Construction	To Be Determined	To Be Determined	14,350	50	0	0	\$0	\$0	\$0	\$2,152,500	\$0	\$2,152,500	\$0	(\$324)	(\$324)
4396486	Jarvis Rd and Others	Glassboro	Pre Construction	To Be Determined	To Be Determined	9,777	75	0	0	\$8,507	\$0	\$8,507	\$1,466,550	\$352,500	\$1,819,050	\$8,837	\$0	\$8,837
5288680	Lindberg Dr (Warwick Rd - Delsea Dr)	Glassboro	Pre Construction	To Be Determined	To Be Determined	2,293	35	0	0	\$2,688	\$0	\$2,688	\$343,950	\$164,500	\$508,450	\$9,573	\$0	\$9,573
4404591	Lindsay Dr and Others	Glassboro	Pre Construction	To Be Determined	To Be Determined	2,510	18	0	0	\$47	\$0	\$47	\$376,500	\$84,600	\$461,100	\$12,090	\$0	\$12,090
5696815	Main Renewal at Turner St & E. Center St	Glassboro	Pre Construction	To Be Determined	To Be Determined	574	5	0	0	\$3,499	\$0	\$3,499	\$86,100	\$23,500	\$109,600	\$3,664	\$0	\$3,664
4425947	Mastic Ave and Others	Glassboro	Pre Construction	To Be Determined	To Be Determined	4,512	64	0	0	\$37	\$0	\$37	\$676,800	\$300,800	\$977,600	\$10,148	\$0	\$10,148
4402956	Mullica Hill Rd and Others	Glassboro	Pre Construction	To Be Determined	To Be Determined	3,261	11	0	0	\$17	\$0	\$17	\$489,150	\$51,700	\$540,850	\$4,901	\$0	\$4,901
4406497	New Jersey Ave and Others	Glassboro	Pre Construction	To Be Determined	To Be Determined	7,003	51	0	0	\$25,015	\$0	\$25,015	\$239,700	\$1,050,450	\$1,290,150	\$46,784	\$0	\$46,784
4425717	New Jersey Ave and Others	Glassboro	Pre Construction	To Be Determined	To Be Determined	3,317	43	0	0	\$0	\$0	\$0	\$487,550	\$202,100	\$689,650	\$0	\$0	\$0
4406486	New York Ave (PP - Deadend)	Glassboro	Pre Construction	To Be Determined	To Be Determined	134	0	0	0	\$1	\$0	\$1	\$20,100	\$0	\$20,100	\$363	\$0	\$363
4426890	Old Forge Rd and Others	Glassboro	Pre Construction	To Be Determined	To Be Determined	5,150	51	0	0	\$10,810	\$0	\$10,810	\$772,500	\$239,700	\$1,012,200	\$42,525	\$0	\$42,525
4238076	Park Crest Village Apartments	Glassboro	Pre Construction	To Be Determined	To Be Determined	6,044	21	0	0	\$0	\$0	\$0	\$906,600	\$1,005,300	\$1,911,900	\$425,910	\$0	\$425,910
4405501	Parkville Station Rd (PP - Deadend)	Glassboro	Pre Construction	To Be Determined	To Be Determined	3,098	9	0	0	\$207	\$0	\$207	\$464,700	\$42,300	\$507,000	\$13,560	\$0	\$13,560
4394722	Paterson Ave and Others	Glassboro	Pre Construction	To Be Determined	To Be Determined	8,878	174	0	0	\$67	\$0	\$67	\$1,301,700	\$817,800	\$2,119,500	\$15,921	\$0	\$15,921
4422586	Pedrick Ave and Others	Glassboro	Pre Construction	To Be Determined	To Be Determined	6,979	63	0	0	\$485	\$0	\$485	\$1,046,850	\$296,100	\$1,342,950	\$996	\$0	\$996
4259886	Piney Hollow Rd (Meter Station-District Boundary)	Glassboro	Pre Construction	To Be Determined	To Be Determined	7,610	15	0	0	\$469	\$0	\$469	\$1,141,500	\$70,500	\$1,212,000	\$3,524	\$0	\$3,524
4260306	Pitman-Downer Rd (PP-Priva	Glassboro	Pre Construction	To Be Determined	To Be Determined	1,559	8	0	0	\$87	\$0	\$87	\$233,850	\$37,600	\$271,450	\$20,899	\$0	\$20,899
4422555	Princeton Rd and Broad St	Glassboro	Pre Construction	To Be Determined	To Be Determined	496	5	0	0	\$3	\$0	\$3	\$74,400	\$23,500	\$97,900	\$798	\$0	\$798
4425783	Riviera Dr and Others	Glassboro	Pre Construction	To Be Determined	To Be Determined	4,855	55	0	0	\$3,988	\$0	\$3,988	\$728,250	\$258,500	\$986,750	\$15,695	\$0	\$15,695
4401358	Route 322 (PP - PP)	Glassboro	Pre Construction	To Be Determined	To Be Determined	3,063	3	0	0	\$3,462	\$0	\$3,462	\$459,450	\$14,100	\$473,550	\$11,602	\$0	\$11,602
4356707	Route 54 (Division-Second)	Glassboro	Pre Construction	To Be Determined	To Be Determined	3,425	3	0	0	\$0	\$0	\$0	\$513,750	\$14,100	\$527,850	\$645	\$0	\$645
4291068	Salem-Quinn Rd (Ressley-Howard)	Glassboro	Pre Construction	To Be Determined	To Be Determined	4,013	23	0	0	\$125	\$0	\$125	\$601,950	\$108,100	\$710,050	\$32,838	\$0	\$32,838
4406878	Union Ave and Others	Glassboro	Pre Construction	To Be Determined	To Be Determined	1,256	20	0	0	\$2,984	\$0	\$2,984	\$188,400	\$94,000	\$282,400	\$12,419	\$0	\$12,419
4404275	Utian Ave and Others	Glassboro	Pre Construction	To Be Determined	To Be Determined	889	6	0	0	\$5	\$0	\$5	\$133,350	\$28,200	\$161,550	\$1,431	\$0	\$1,431
4397806	W Clayton Ave and Others	Glassboro	Pre Construction	To Be Determined	To Be Determined	3,170	46	0	0	\$0	\$0	\$0	\$475,500	\$216,200	\$691,700	\$0	\$13	\$13
4407070	Warren Ave and Others	Glassboro	Pre Construction	To Be Determined	To Be Determined	1,571	19	0	0	\$5,687	\$0	\$5,687	\$235,650	\$89,300	\$324,950	\$26,283	\$0	\$26,283
4407369	Wilson Ave and New St	Glassboro	Pre Construction	To Be Determined	To Be Determined	1,023	9	0	0	\$2,673	\$0	\$2,673	\$153,450	\$42,300	\$195,750	\$4,976	\$0	\$4,976
4425630	Woodside Place and Leap Drive	Glassboro	Pre Construction	To Be Determined	To Be Determined	2,207	25	0	0	\$2,688	\$0	\$2,688	\$331,050	\$117,500	\$448,550	\$8,785	\$0	\$8,785
4416032	10th Ave and Others	Waterford	Pre Construction	To Be Determined	To Be Determined	5,081	46	0	0	\$7,109	\$0	\$7,109	\$759,150	\$216,200	\$975,350	\$29,919	\$0	\$29,919
5207559	Berlin-New Freedom Rd (Chillemi Ct-Aristone Dr)	Waterford	Pre Construction	To Be Determined	To Be Determined	1,535	16	0	0	\$2,673	\$0	\$2,673	\$230,250	\$75,200	\$305,450	\$5,008	\$0	\$5,008
4410164	Carolina Ave (WS - Deadend)	Waterford	Pre Construction	To Be Determined	To Be Determined	441	129	0	0	\$15	\$0	\$15	\$66,150	\$606,300	\$672,450	\$3,606	\$0	\$3,606
4538003	Centennial Dr Dam Crossing	Waterford	Pre Construction	To Be Determined	To Be Determined	873	1	0	0	\$55	\$0	\$55	\$130,950	\$4,700	\$135,650	\$12,951	\$0	\$12,951
4395049	Cleveland Ave (PP - WS)	Waterford	Pre Construction	To Be Determined	To Be Determined	120	1	0	0	\$0	\$0	\$0	\$18,000	\$4,700	\$22,700	\$0	\$0	\$0
4416183	Edison Ave and Others	Waterford	Pre Construction	To Be Determined	To Be Determined	3,915	45	0	0	\$10	\$0	\$10	\$587,250	\$211,500	\$798,750	\$2,559	\$0	\$2,559
4827581	Erial Rd (Sickerville Rd) Roundabout	Waterford	Pre Construction	To Be Determined	To Be Determined	531	3	0	0	\$91	\$0	\$91	\$79,650	\$14,100	\$93,750	\$24,124	\$0	\$24,124
4395442	Evergreen Ave and Others	Waterford	Pre Construction	To Be Determined	To Be Determined	3,760	37	0	0	\$75	\$0	\$75	\$564,000	\$173,900	\$737,900	\$21,168	\$0	\$21,168
5227844	Fern Ave (Borath Ave - PP)	Waterford	Pre Construction	To Be Determined	To Be Determined	371	12	0	0	\$2	\$0	\$2	\$55,650	\$56,400	\$112,050	\$570	\$0	\$570
4394582	French St and Others	Waterford	Pre Construction	To Be Determined	To Be Determined	750	3	0	0	(\$1,836)	\$0	(\$1,836)	\$112,500	\$32,900	\$145,400	\$7,403	\$0	\$7,403
4397867	Garwood Ave (WS - Deadend)	Waterford	Pre Construction	To Be Determined	To Be Determined	289	3	0	0	\$10	\$0	\$10	\$40,350	\$14,100	\$54,450	\$2,490	\$0	\$2,490
4397548	Harding St (Madney Ave - Deadend)	Waterford	Pre Construction	To Be Determined	To Be Determined	780	7	0	0	\$0	\$0	\$0	\$117,000	\$32,900	\$149,900	\$0	\$0	\$0
4397672	Harker Ave (Harker Ave - Deadend)	Waterford	Pre Construction	To Be Determined	To Be Determined	157	4	0	0	\$6	\$0	\$6	\$23,550	\$18,800	\$42,350	\$1,551	\$0	\$1,551
4411374	Highland High School (PP - PP)	Waterford	Pre Construction	To Be Determined	To Be Determined	170	0	0	0	\$6	\$0	\$6	\$25,500	\$0	\$25,500	\$1,532	\$0	\$1,532
4397540	Jackson Rd (Hamilton Ave - PP)	Waterford	Pre Construction	To Be Determined	To Be Determined	245	2	0	0	\$8	\$0	\$8	\$36,750	\$9,400	\$46,150	\$1,890	\$0	\$1,890
4411698	Lakewood Manor Apts (WS - PP)	Waterford	Pre Construction	To Be Determined	To Be Determined	1,204	5	0	0	\$5	\$0	\$5	\$180,600	\$23,500	\$204,100	\$1,559	\$0</	